








Ergebnisliste









by BGCU Rot-Gold

Penalties
European Cup 2011, Vergiate, Italy

Name	Reason	Level	Round	Lane	Points
 KOZIOL Michael	time	1st notice	3rd	10	0
 LEVIS Lorenzo	loudness	1st notice	3rd	17	0
 RHYN Michel	time	1st notice	4th	8	0
 JANDOVÁ Karolína	time	1st notice	5th	9	0
 RHYN Michel	behaviour	2nd notice	7th	7	1

Result service powered by MIDGET.





Substitutions
European Cup 2011, Vergiate, Italy

Team	Player out	Round	Lane	Strokes
 SK Tempo Praha	JECNY Milan	4th	4	1
 GK Bratislava	KORINEK Marcel	4th	1	0
 GSP Vergiate	SIMONETTA Riccardo	4th	4	2
 Manse RG	TASKU Juuso	5th	1	0
 MC Effretikon	STRICKER Heidi	5th	8	2
 Minigolf Club Olten	MATHYS Cedric	5th	1	0
 Wiener ASKÖ Team - WAT 21	PALINKAS Csaba	5th	4	0
 1. DGC Bystrice pod Hostynem	PAVELKOVÁ Lucie	6th	12	0

Result service powered by MIDGET.





1. 

1. Mainzer Minigolf Club e.V

	KERN Stefanie	B	028	031	032	031	031	032	031	=	216	30.86
	GUNDERT-GREIFFENDORF Nicole	B	030	031	027	034	025	030	033	=	210	30.00
	KOBISCH Alice	B	031	031	025	028	030	025	029	=	199	28.43
	NEUMANN Kathrin	B	000	000	000	000	000	000	000	=	0	
		B	089	093	084	093	086	087	093	=	625	29.76





2. 

GSP Cusano Milanino

	FLAMINI Antonella	B	029	030	029	030	026	027	034	=	205	29.29
	MARCHIANI Sara	B	031	031	032	032	036	032	030	=	224	32.00
	BANDERA Anna	B	030	028	028	031	033	028	030	=	208	29.71
	PRINA Laretta	B	000	000	000	000	000	000	000	=	0	
		B	090	089	089	093	095	087	094	=	637	30.33





3. 

1. DGC Bystrice pod Hostynem

	JANDOVÁ Karolína	B	031	028	031	040	031	033	032	=	226	32.29
	DOLEZELOVÁ Lenka	B	031	035	030	030	035	030	030	=	221	31.57
	PAVELKOVÁ Lucie	B	034	032	036	029	033	024	11	=	188	33.50
	KOURILOVÁ Petra	B	000	000	000	000	000	010	033	=	43	30.96
		B	096	095	097	099	099	097	095	=	678	32.29









4. 

MGC Leeuwarden









	VAN DER LAAN Ingrid	B	030	030	031	032	030	039	037	=	229	32.71
	JASPER Annie	B	032	031	035	036	029	033	034	=	230	32.86
	KLARENBEEK Natasja	B	029	033	030	035	037	031	028	=	223	31.86
	VISSER Paulien	B	000	000	000	000	000	000	000	=	0	
		B	091	094	096	103	096	103	099	=	682	32.48

5. 






MC Effretikon

	 WEBER Rebecca	B 032 034 028 033 030 033 031	= 221	31.57
	 STRICKER Heidi	B 036 036 035 033 018 000	= 158	35.55
	 WICKI Maja	B 033 030 032 026 037 029 033	= 220	31.43
	 WICKI Esther	B 000 000 000 000 018 036 031	= 85	32.55
		B 101 100 095 092 103 098 095	= 684	32.57







6. 
Bahngolfclub ROT-GOLD

	 KNOTZER Johanna	B 035 032 032 029 032 033 033	= 226	32.29
	 HESCHL Birgit	B 032 034 034 030 041 030 032	= 233	33.29
	 KAMMERER Elisabeth	B 035 033 030 032 031 035 029	= 225	32.14
	 HESCHL Karin	B 000 000 000 000 000 000 000	= 0	
		B 102 099 096 091 104 098 094	= 684	32.57

7. 
Vizelgolfe

	 MENDES Filomena	B 031 033 034 035 037	= 170	34.00
	 MICHELA Amara	B 044 036 044 035 035	= 194	38.80
	 PEREIRA Anabela	B 037 035 034 033 035	= 174	34.80
		B 112 104 112 103 107	= 538	35.87








8. 
Manse RG

	 GRANATH Heidi	B 036 038 032 036 032	= 174	34.80
	 NIEMELÄ Anita	B 035 041 041 042 044	= 203	40.60
	 SOLA Minna	B 037 036 039 037 035	= 184	36.80
		B 108 115 112 115 111	= 561	37.40

Click player's name to see scorecard. Result service powered by MIDGET.








1.  **Uppsala Bangolfklubb**



	WIKLUND Anders	B 028 029 030 035 030 030 031	= 213	30.43
	LARSSON Marcus	B 027 030 024 030 025 030 027	= 193	27.57
	OLSSON Anders	B 029 026 030 026 030 026 026	= 193	27.57
	PERSSON Fredrik	B 026 031 029 031 027 028 029	= 201	28.71
	BROWN Lars	B 029 028 026 031 026 030 029	= 199	28.43
	RYNER Carl-Johan	B 029 030 027 030 031 028 031	= 206	29.43
	PÖLDER Thomas	B 000 000 000 000 000	= 0	
		B 168 174 166 183 169 172 173	= 1205	28.69





2.  **BGS Hardenberg-Pötter**




	GREIFFENDORF Timo	B 028 031 031 029 031 028 028	= 206	29.43
	MANN Mike	B 028 031 028 031 028 030 028	= 204	29.14
	KOZIOL Michael	B 028 026 027 026 025 027 031	= 190	27.14
	ERLBRUCH Walter	B 030 030 027 030 031 026 029	= 203	29.00
	GEIST Alexander	B 032 028 028 031 028 029 029	= 205	29.29
	ERLBRUCH Harald	B 028 031 031 030 027 028 028	= 203	29.00
	LUDWIG Uwe	B 000 000 000 000 000 000 000	= 0	
		B 174 177 172 177 170 168 173	= 1211	28.83








3.  **GSP Vergiate**



	GARBUI Roberto	B 032 028 031 031 028 031 031	= 212	30.29
	CICERI Massimiliano	B 030 033 026 031 031 029 029	= 209	29.86
	SIMONETTA Riccardo	B 030 035 033 006 ₄	= 104	32.28
	GIROLDINI Rudi	B 031 027 028 030 030 029 028	= 203	29.00
	LEVIS Lorenzo	B 030 028 026 028 031 028 027	= 198	28.29
	BARUSCOTTI Ivan	B 028 029 030 026 027 026 027	= 193	27.57
	GRAFFEO Michele	B 000 000 000 025 031 029 030	= 115	30.00
		B 181 180 174 177 178 172 172	= 1234	29.38








4.  **Minigolf Club Olten**



	INMANN Günter	B 027 028 028 029 030 032 028	= 202	28.86
	MAGGI Omar	B 029 031 029 030 031 031 036	= 217	31.00
	ZAUGG Remo	B 030 029 030 027 032 030 028	= 206	29.43
	MATHYS Cedric	B 033 034 030 032	= 129	32.25
	SPESCHA Vitus	B 029 032 028 036 029 029 034	= 217	31.00
	RHYN Michel	B 028 027 029 027 026 026 031	= 194	27.71
	CHARRIERE Philippe	B 000 000 000 000 026 028 028	= 82	27.33
		B 176 181 174 181 174 176 185	= 1247	29.69








5.  **Skoghalls Bangolfklubb**



	SVENSSON Filiph	B 031 034 031 030 029 032 030	= 217	31.00
	BJÖRK Stefan	B 032 029 029 029 029 035 031	= 214	30.57
	MEDENHODZIC Dino	B 033 029 031 027 030 029 031	= 210	30.00
	ANDERSSON Jesper	B 032 027 032 031 031 030 030	= 213	30.43
	KRISTIANSSON Ulf	B 029 031 029 031 027 029 034	= 210	30.00
	KVAEL Lars	B 034 029 027 029 031 030 029	= 209	29.86
	GUDMUNDSTUEN Anders	B 000 000 000 000 000 000 000	= 0	
		B 191 179 179 177 177 185 185	= 1273	30.31

6.  **SK Tempo Praha**










	JECNY Milan	B 032 033 032 008 ⁴	= 105	32.59
	VOZÁR Josef	B 031 026 031 037 032 028 030	= 215	30.71
	RÍHA Michal	B 031 031 031 030 027 031 031	= 212	30.29
	JECNY Martin	B 030 027 035 031 032 027 031	= 213	30.43
	LIPMANN Milan	B 030 031 031 030 030 028 034	= 214	30.57
	MAJKUS Zdenek	B 032 028 028 029 030 031 029	= 207	29.57
	POKORNY Bohumil	B 000 000 000 024 035 030 029	= 118	30.78
		B 186 176 188 189 186 175 184	= 1284	30.57

7. 

Wiener ASKÖ Team - WAT 21










	JAGSCHITZ Mathias	B	032	033	029	032	029	=	155	31.00
	FREILACH Christian	B	030	034	028	028	029	=	149	29.80
	WAGENHOFER Norbert	B	029	033	036	031	030	=	159	31.80
	FAZEKAS Adam	B	034	033	030	033	031	=	161	32.20
	PALINKAS Csaba	B	031	034	029	030	005 ₃	=	129	30.96
	WEBER Heinz	B	026	033	029	029	032	=	149	29.80
	LAKOS Karl	B	000	000	000	000	027 ₁₅	=	27	32.40
		B	182	200	181	183	183	=	929	30.97

8. 

Manse RG









	VIHERVAARA Oskari	B	028	030	035	033	028	=	154	30.80
	TASKU Juuso	B	032	036	037	037	000	=	142	35.50
	PELTOLA Matias	B	031	034	027	035	025	=	152	30.40
	PESSI Aapo	B	031	036	034	031	031	=	163	32.60
	BORG Arto	B	030	030	032	035	030	=	157	31.40
	REUNAVUORI Jukka	B	034	030	028	033	036	=	161	32.20
	PELTOLA Pekka	B	000	000	000	000	031	=	31	31.00
		B	186	196	193	204	181	=	960	32.00

9. 















MC de Portugal



	GARCIA Rui	B	031	034	028	030	030	=	153	30.60
	CRUZ Tiago	B	031	030	038	031	030	=	160	32.00
	COSTA Nuno	B	031	034	035	035	032	=	167	33.40
	QUINTANO Ananias	B	037	032	040	038	035	=	182	36.40
	SANTOS Ivo	B	030	030	033	035	034	=	162	32.40
	NABAIS Joao	B	032	028	026	026	032	=	144	28.80
		B	192	188	200	195	193	=	968	32.27

10. 

Putter Team Odense

		HUUS Vincent	B	035	029	035	030	033	=	162	32.40
		SØRENSEN Peter	B	031	029	039	034	033	=	166	33.20
		NØRREGAARD Lars	B	034	032	033	034	031	=	164	32.80
		JENSEN Erling	B	032	035	033	032	035	=	167	33.40
		LYØ Jan	B	038	031	034	033	034	=	170	34.00
		NØRREGAARD Mads	B	028	031	030	029	029	=	147	29.40
		GRØNNEGAARD Anders	B	000	000	000	000	000	=	0	
			B	198	187	204	192	195	=	976	32.53

11. MGC Oirschot















		STEIGER Steven	B	032	033	036	031	031	=	163	32.60
		VAN HOLLAND Martin	B	035	033	033	034	035	=	170	34.00
		CRAANE Ramon	B	035	037	034	031	037	=	174	34.80
		CAMPFENS Cris	B	035	029	029	031	030	=	154	30.80
		VERKOOYEN Hans	B	031	035	028	033	026	=	153	30.60
		BOS René	B	034	031	034	034	034	=	167	33.40
		EIZINGA Roelof	B	000	000	000	000	000	=	0	
			B	202	198	194	194	193	=	981	32.70

12. GK Bratislava

		TRNKA Ladislav	B	031	034	037	032	031	=	165	33.00
		ZONTÁG Lubomír	B	033	036	033	035	030	=	167	33.40
		BUS Ivan	B	028	035	034	034	035	=	166	33.20
		KALNÍK Jakub	B	029	039	028	028	029	=	153	30.60
		KORINEK Marcel	B	035	037	038			=	110	36.67
		ISTVÁN Ladislav	B	034	030	032	033	031	=	160	32.00
		HAVLÍK Marián	B	000	000	000	035	031	=	66	33.00
			B	190	211	202	197	187	=	987	32.90

13.






MC Triesenberg

		MAROGG Norman	B 038 039 036 038 033	= 184	36.80
		LEITINGER Kurt	B 038 046 039 045 047	= 215	43.00
		EGGLER Robert	B 038 035 039 044 044	= 200	40.00
		GRAZIADEI Peter	B 040 031 037 038 033	= 179	35.80
		GASSNER Ernst	B 036 037 038 039 040	= 190	38.00
		WERNER Fabio	B 035 034 043 032 040	= 184	36.80
		LENHERR Guido	B 000 000 000 000 000	= 0	
			B 225 222 232 236 237	= 1152	38.40

Click player's name to see scorecard. Result service powered by MIDGET.

19:05:32

**Women
European Cup 2011, Vergiate, Italy**

		001.		KOBISCH Alice	B	31	31	25	28	30	25	29=	199	-53	28.43	1.
		002.		PAVELKOVÁ Lucie	B	34	32	36	29	33	36	=	200	-16	33.33	21.
		003.		FLAMINI Antonella	B	29	30	29	30	26	27	34=	205	-47	29.29	2.
		004.		BANDERA Anna	B	30	28	28	31	33	28	30=	208	-44	29.71	3.
		005.		GUNDERT-GREIFFENDORF Nicole	B	30	31	27	34	25	30	33=	210	-42	30.00	4.
		006.		STRICKER Heidi	B	36	36	35	33	39	33	=	212	-4	35.33	26.
		007.		KERN Stefanie	B	28	31	32	31	31	32	31=	216	-36	30.86	5.
		008.		WICKI Maja	B	33	30	32	26	37	29	33=	220	-32	31.43	6.
		009.		DOLEZELOVÁ Lenka	B	31	35	30	30	35	30	30=	221	-31	31.57	7.
		010.		WEBER Rebecca	B	32	34	28	33	30	33	31=	221	-31	31.57	9.
		011.		KOURILOVÁ Petra	B	30	29	39	33	27	30	33=	221	-31	31.57	8.
		012.		KLARENBEEK Natasja	B	29	33	30	35	37	31	28=	223	-29	31.86	10.
		013.		MARCHIANI Sara	B	31	31	32	32	36	32	30=	224	-28	32.00	11.
		014.		KAMMERER Elisabeth	B	35	33	30	32	31	35	29=	225	-27	32.14	12.
		015.		HESCHL Karin	B	43	28	30	30	35	29	30=	225	-27	32.14	13.
		016.		KNOTZER Johanna	B	35	32	32	29	32	33	33=	226	-26	32.29	15.
		017.		JANDOVÁ Karolína	B	31	28	31	40	31	33	32=	226	-26	32.29	14.
		018.		WICKI Esther	B	31	35	29	35	30	36	31=	227	-25	32.43	16.
		019.		VAN DER LAAN Ingrid	B	30	30	31	32	30	39	37=	229	-23	32.71	17.
		020.		JASPER Annie	B	32	31	35	36	29	33	34=	230	-22	32.86	18.
		021.		NEUMANN Kathrin	B	33	39	31	32	30	32	33=	230	-22	32.86	19.
		022.		HESCHL Birgit	B	32	34	34	30	41	30	32=	233	-19	33.29	20.
		023.		VISSER Paulien	B	32	32	35	34	33	36	37=	239	-13	34.14	23.
		024.		PRINA Lauretta	B	31	41	39	41	30	32	38=	252	+0	36.00	27.
		025.		MENDES Filomena	B	31	33	34	35	37		=	170	-10	34.00	22.
		026.		PEREIRA Anabela	B	37	35	34	33	35		=	174	-6	34.80	24.
		027.		GRANATH Heidi	B	36	38	32	36	32		=	174	-6	34.80	25.
		028.		SOLA Minna	B	37	36	39	37	35		=	184	+4	36.80	28.
		029.		MICHELA Amara	B	44	36	44	35	35		=	194	+14	38.80	29.



030.



NIEMELÄ Anita

B **35 41 41 42 44**



























= **203 +23** 40.60 30.

[Click player's name to see scorecard.](#) Result service powered by MIDGET.


19:06:49

Men
European Cup 2011, Vergiate, Italy

		001.  KOZIOL Michael	B	28	26	27	26	25	27	31=	190	-62	27.14	1.
		002.  BARUSCOTTI Ivan	B	28	29	30	26	27	26	27=	193	-59	27.57	3.
		003.  OLSSON Anders	B	29	26	30	26	30	26	26=	193	-59	27.57	4.
		004.  LARSSON Marcus	B	27	30	24	30	25	30	27=	193	-59	27.57	2.
		005.  RHYN Michel	B	28	27	29	27	26	26	31=	194	-58	27.71	5.
		006.  LEVIS Lorenzo	B	30	28	26	28	31	28	27=	198	-54	28.29	6.
		007.  BROWN Lars	B	29	28	26	31	26	30	29=	199	-53	28.43	7.
		008.  CHARRIERE Philippe	B	30	31	28	30	26	28	28=	201	-51	28.71	8.
		009.  PERSSON Fredrik	B	26	31	29	31	27	28	29=	201	-51	28.71	9.
		010.  INMANN Günter	B	27	28	28	29	30	32	28=	202	-50	28.86	11.
		011.  GIROLDINI Rudi	B	31	27	28	30	30	29	28=	203	-49	29.00	13.
		012.  ERLBRUCH Harald	B	28	31	31	30	27	28	28=	203	-49	29.00	14.
		013.  ERLBRUCH Walter	B	30	30	27	30	31	26	29=	203	-49	29.00	12.
		014.  MANN Mike	B	28	31	28	31	28	30	28=	204	-48	29.14	15.
		015.  POKORNY Bohumil	B	30	27	24	29	35	30	29=	204	-48	29.14	16.
		016.  GEIST Alexander	B	32	28	28	31	28	29	29=	205	-47	29.29	17.
		017.  GREIFFENDORF Timo	B	28	31	31	29	31	28	28=	206	-46	29.43	21.
		018.  RYNER Carl-Johan	B	29	30	27	30	31	28	31=	206	-46	29.43	20.
		019.  ZAUGG Remo	B	30	29	30	27	32	30	28=	206	-46	29.43	19.
		020.  GRAFFEO Michele	B	30	27	30	30	31	29	30=	207	-45	29.57	22.
		021.  MAJKUS Zdenek	B	32	28	28	29	30	31	29=	207	-45	29.57	23.
		022.  KVAEL Lars	B	34	29	27	29	31	30	29=	209	-43	29.86	26.
		023.  CICERI Massimiliano	B	30	33	26	31	31	29	29=	209	-43	29.86	27.
		024.  MEDENHODZIC Dino	B	33	29	31	27	30	29	31=	210	-42	30.00	29.
		025.  KRISTIANSSON Ulf	B	29	31	29	31	27	29	34=	210	-42	30.00	28.
		026.  RÍHA Michal	B	31	31	31	30	27	31	31=	212	-40	30.29	31.
		027.  GARBUI Roberto	B	32	28	31	31	28	31	31=	212	-40	30.29	30.
		028.  ANDERSSON Jesper	B	32	27	32	31	31	30	30=	213	-39	30.43	36.
		029.  WIKLUND Anders	B	28	29	30	35	30	30	31=	213	-39	30.43	34.

		030.		JECNY Martin	B	30	27	35	31	32	27	31=	213	-39	30.43	35.
		031.		GUDMUNDSTUEN Anders	B	34	27	30	33	34	26	29=	213	-39	30.43	33.
		032.		LIPMANN Milan	B	30	31	31	30	30	28	34=	214	-38	30.57	38.
		033.		BJÖRK Stefan	B	32	29	29	29	29	35	31=	214	-38	30.57	37.
		034.		VOZÁR Josef	B	31	26	31	37	32	28	30=	215	-37	30.71	42.
		035.		SVENSSON Filiph	B	31	34	31	30	29	32	30=	217	-35	31.00	45.
		036.		MAGGI Omar	B	29	31	29	30	31	31	36=	217	-35	31.00	46.
		037.		SPESCHA Vitus	B	29	32	28	36	29	29	34=	217	-35	31.00	49.
		038.		LUDWIG Uwe	B	30	30	31	30	33	32	35=	221	-31	31.57	51.
		039.		JECNY Milan	B	32	33	32					= 97	-11	32.33	61.
		040.		SIMONETTA Riccardo	B	30	35	33					= 98	-10	32.67	66.
		041.		KORINEK Marcel	B	35	37	38					= 110	+2	36.67	84.
		042.		PALINKAS Csaba	B	31	34	29	30				= 124	-20	31.00	48.
		043.		MATHYS Cedric	B	33	34	30	32				= 129	-15	32.25	60.
		044.		NABAIS Joao	B	32	28	26	26	32			= 144	-36	28.80	10.
		045.		NØRREGAARD Mads	B	28	31	30	29	29			= 147	-33	29.40	18.
		046.		FREILACH Christian	B	30	34	28	28	29			= 149	-31	29.80	24.
		047.		WEBER Heinz	B	26	33	29	29	32			= 149	-31	29.80	25.
		048.		PELTOLA Matias	B	31	34	27	35	25			= 152	-28	30.40	32.
		049.		GARCIA Rui	B	31	34	28	30	30			= 153	-27	30.60	39.
		050.		VERKOOYEN Hans	B	31	35	28	33	26			= 153	-27	30.60	40.
		051.		KALNÍK Jakub	B	29	39	28	28	29			= 153	-27	30.60	41.
		052.		CAMPFENS Cris	B	35	29	29	31	30			= 154	-26	30.80	43.
		053.		VIHERVAARA Oskari	B	28	30	35	33	28			= 154	-26	30.80	44.
		054.		JAGSCHITZ Mathias	B	32	33	29	32	29			= 155	-25	31.00	47.
		055.		BORG Arto	B	30	30	32	35	30			= 157	-23	31.40	50.
		056.		GRØNNEGAARD Anders	B	30	32	30	34	32			= 158	-22	31.60	53.
		057.		PÖLDER Thomas	B	32	32	29	30	35			= 158	-22	31.60	52.
		058.		LAKOS Karl	B	32	33	31	30	33			= 159	-21	31.80	55.
		059.		WAGENHOFER Norbert	B	29	33	36	31	30			= 159	-21	31.80	54.
					B	34	30	32	33	31			= 160	-20	32.00	57.

		060.  ISTVÁN Ladislav										
		061.  CRUZ Tiago	B	31	30	38	31	30	= 160	-20	32.00	56.
		062.  FAZEKAS Adam	B	34	33	30	33	31	= 161	-19	32.20	59.
		063.  REUNAVUORI Jukka	B	34	30	28	33	36	= 161	-19	32.20	58.
		064.  SANTOS Ivo	B	30	30	33	35	34	= 162	-18	32.40	62.
		065.  HUUS Vincent	B	35	29	35	30	33	= 162	-18	32.40	63.
		066.  STEIGER Steven	B	32	33	36	31	31	= 163	-17	32.60	64.
		067.  PESSI Aapo	B	31	36	34	31	31	= 163	-17	32.60	65.
		068.  NØRREGAARD Lars	B	34	32	33	34	31	= 164	-16	32.80	67.
		069.  TRNKA Ladislav	B	31	34	37	32	31	= 165	-15	33.00	68.
		070.  BUS Ivan	B	28	35	34	34	35	= 166	-14	33.20	69.
		071.  SØRENSEN Peter	B	31	29	39	34	33	= 166	-14	33.20	70.
		072.  BOS René	B	34	31	34	34	34	= 167	-13	33.40	71.
		073.  JENSEN Erling	B	32	35	33	32	35	= 167	-13	33.40	73.
		074.  COSTA Nuno	B	31	34	35	35	32	= 167	-13	33.40	74.
		075.  ZONTÁG Lubomír	B	33	36	33	35	30	= 167	-13	33.40	72.
		076.  VAN HOLLAND Martin	B	35	33	33	34	35	= 170	-10	34.00	78.
		077.  HAVLÍK Marián	B	32	36	36	35	31	= 170	-10	34.00	76.
		078.  LYØ Jan	B	38	31	34	33	34	= 170	-10	34.00	75.
		079.  PELTOLA Pekka	B	33	35	33	38	31	= 170	-10	34.00	77.
		080.  CRAANE Ramon	B	35	37	34	31	37	= 174	-6	34.80	79.
		081.  TASKU Juuso	B	32	36	37	37	34	= 176	-4	35.20	80.
		082.  GRAZIADEI Peter	B	40	31	37	38	33	= 179	-1	35.80	81.
		083.  EIZINGA Roelof	B	34	36	38	36	36	= 180	+0	36.00	82.
		084.  QUINTANO Ananias	B	37	32	40	38	35	= 182	+2	36.40	83.
		085.  MAROGG Norman	B	38	39	36	38	33	= 184	+4	36.80	85.
		086.  WERNER Fabio	B	35	34	43	32	40	= 184	+4	36.80	86.
		087.  GASSNER Ernst	B	36	37	38	39	40	= 190	+10	38.00	87.
		088.  LENHERR Guido	B	39	38	39	39	38	= 193	+13	38.60	88.
		089.  EGGLER Robert	B	38	35	39	44	44	= 200	+20	40.00	89.
			B	38	46	39	45	47	= 215	+35	43.00	90.



090.  LEITINGER Kurt

[Click player's name to see scorecard.](#) Result service powered by MIDGET.

19:07:13

Statistics of all participants

	B1	B2	B3	B4	B5	B6	B7	B8	B9	B10	B11	B12	B13	B14	B15	B16	B17	B18
All	1.56	1.59	2.01	2.34	1.72	1.74	2.13	2.04	1.82	1.40	1.50	1.69	1.59	1.59	2.06	1.97	1.84	1.15
diff. between best and worst	0.49	1.07	0.51	1.23	0.56	0.81	0.44	0.55	0.89	0.66	0.53	0.76	0.65	0.39	0.87	0.35	0.88	0.69

Manse	(10 players)	1.80	1.76	1.90	2.44	1.78	1.98	2.18	2.14	1.92	1.52	1.72	1.64	1.74	1.80	2.10	2.08	2.24	1.14
Oirschot	(7 players)	1.66	1.83	2.03	2.54	1.66	1.97	2.09	1.97	1.89	1.49	1.71	1.83	1.66	1.57	2.20	2.09	1.89	1.11
WAT 21	(7 players)	1.43	1.49	2.00	2.35	1.76	1.76	2.06	1.88	1.79	1.38	1.35	1.65	1.47	1.50	2.21	1.94	1.91	1.12
Odense	(7 players)	1.63	1.60	2.00	2.34	1.66	1.69	2.14	2.09	1.69	1.51	1.49	1.77	1.74	1.74	2.09	2.03	2.03	1.17
Vergiate	(7 players)	1.43	1.26	1.98	2.00	1.98	1.76	2.11	1.96	1.56	1.22	1.40	1.64	1.22	1.53	1.93	1.89	1.67	1.11
Uppsala	(7 players)	1.47	1.45	1.98	1.94	1.57	1.55	2.00	1.85	1.70	1.23	1.38	1.51	1.34	1.62	1.87	1.89	1.64	1.00
Hardenberg	(7 players)	1.59	1.41	1.94	2.14	1.59	1.57	1.98	1.92	1.76	1.14	1.27	1.63	1.57	1.57	1.90	1.84	1.41	1.00
Triesenberg	(7 players)	1.60	1.89	2.26	3.17	2.09	2.17	2.40	2.34	2.43	1.80	1.80	2.26	1.74	1.60	2.74	2.17	2.29	1.69
Bratislava	(7 players)	1.42	1.61	2.00	2.64	1.85	1.79	2.18	2.18	1.91	1.58	1.39	1.64	1.73	1.64	2.09	1.91	2.18	1.33
Skoghall	(7 players)	1.55	1.51	1.94	2.10	1.53	1.71	2.18	1.94	1.73	1.29	1.41	1.61	1.53	1.55	1.90	1.98	1.76	1.10
Praha	(7 players)	1.37	1.48	2.02	2.39	1.60	1.60	2.13	2.09	1.71	1.36	1.33	1.60	1.62	1.53	1.89	1.91	1.71	1.07
Olten	(7 players)	1.50	1.52	1.98	2.15	1.57	1.57	2.02	1.91	1.67	1.15	1.57	1.50	1.57	1.41	1.93	1.93	1.59	1.13
MC Portugal	(6 players)	1.67	1.80	2.07	2.23	1.80	1.57	2.10	2.17	1.90	1.63	1.30	1.80	1.57	1.50	1.93	1.97	2.23	1.03
Mainz	(4 players)	1.54	1.71	1.89	2.50	1.64	1.36	1.96	1.93	1.54	1.43	1.46	1.68	1.61	1.64	1.96	1.82	1.71	1.14
Leeuwarden	(4 players)	1.50	1.68	2.07	2.71	1.57	1.89	2.18	2.00	1.82	1.50	1.68	1.82	1.79	1.57	2.18	1.96	1.82	1.14
Effretikon	(4 players)	1.59	1.74	2.07	2.37	1.81	1.63	2.19	2.22	1.93	1.33	1.67	1.67	1.59	1.63	2.22	1.85	2.07	1.00
Cusano	(4 players)	1.86	1.54	1.96	2.32	1.68	1.75	2.18	2.04	2.00	1.36	1.50	1.68	1.61	1.46	2.11	2.04	1.64	1.04
Bystrice	(4 players)	1.48	1.48	2.04	2.22	1.85	1.85	2.22	2.26	1.81	1.37	1.41	1.96	1.44	1.59	1.89	2.07	1.59	1.59
Rot-Gold	(4 players)	1.54	1.36	2.00	2.29	1.96	1.79	2.25	1.93	2.11	1.50	1.64	1.57	1.75	1.64	2.21	2.07	1.61	1.25
Vizela	(3 players)	1.53	2.33	2.40	2.67	1.80	1.93	2.20	2.40	1.87	1.80	1.73	1.80	1.87	1.73	2.40	2.13	2.13	1.13

Result service powered by MIDGET.

19:08:54