










Europa Cup 2012
04. – 06.10.2012
Vizela (POR)

Ergebnisliste





1. 
MGC Göttingen

	PIECHOTTA Nicole	B	030	026	027	022	026	026	027	024	=	208	26.00
	VON DEM KNESEBECK Alexandra	B	028	025	029	030	030	026	029	029	=	226	28.25
	ZODROW Bianca	B	029	030	029	027	031	030	023	027	=	226	28.25
	EHM Jasmin	B	000	000	000	000	000	000	000	000	=	0	
		B	087	081	085	079	087	082	079	080	=	660	27.50





2. 
1. MGC Mainz

	GUNDERT-GREIFFENDORF Nicole	B	033	028	025	029	027	025	028	029	=	224	28.00
	NEUMANN Kathrin	B	028	029	027	024	028	025	029	028	=	218	27.25
	KOBISCH Alice	B	029	028	026	032	030	026	028	027	=	226	28.25
		B	090	085	078	085	085	076	085	084	=	668	27.83

3. 
MC Effretikon









	WEBER Rebecca	B	028	028	029	026	025	028	028	024	=	216	27.00
	WICKI Esther	B	031	032	031	026	025	033	026	025	=	229	28.63
	WICKI Maja	B	030	030	029	023	031	029	029	029	=	230	28.75
	STRICKER Heidi	B	000	000	000	000	000	000	000	000	=	0	
		B	089	090	089	075	081	090	083	078	=	675	28.13

4. 
1. DGC Bystřice pod Hostynem

	JANDOVÁ Karolína	B	024	028	027	028	030	023	019 ⁹		=	179	27.54
	DOLEZELOVÁ Lenka	B	031	036	028	029	025	027	030	030	=	236	29.50
	PAVELKOVÁ Lucie	B	027	029	031	026	028	027	030	026	=	224	28.00
	KOURILOVÁ Petra	B	000	000	000	000	000	000	012	026	=	38	25.33
		B	082	093	086	083	083	077	091	082	=	677	28.21









5. 

GSP Cusano Milanino

		FLAMINI Antonella	B	026	026	028	028	027	029	028	026	=	218	27.25
		MARCHIANI Sara	B	030	032	027	026	029	027	028	030	=	229	28.63
		BANDERA Anna	B	028	031	032	031	027	029	026	033	=	237	29.63
		PRINA Laretta	B	000	000							=	0	
			B	084	089	087	085	083	085	082	089	=	684	28.50









6. 

MGC Gänserndorf

		SCHWARZ Sandra	B	032	027	031	032	030	028	028	029	=	237	29.63
		UTZIG Carina	B	031	029	032	030	028	027	027	030	=	234	29.25
		GRUBER Elisabeth	B	028	030	027	031	027	027	027	028	=	225	28.13
		RIEGLER Petra	B	000	000	000	000	000	000	000	000	=	0	
			B	091	086	090	093	085	082	082	087	=	696	29.00


7. 

MGC Leeuwarden

		JASPER Paulien	B	034	031	035	032	027	030			=	189	31.50
		DERKS Anja	B	032	033	026	033	031	027			=	182	30.33
		KLARENBEEK Natasja	B	029	026	027	028	025	028			=	163	27.17
		JASPER-DRIJVER Annie	B	000	000	000	000	000	000			=	0	
			B	095	090	088	093	083	085			=	534	29.67

8. 

CM Costa Nova

		PINHEIRO Manuela	B	033	027	027	028	032	030			=	177	29.50
		FERNANDES Cristina	B	028	031	031	036	032	039			=	197	32.83
		PEREIRA Anabela	B	027	026	029	030	028	026 ¹⁷			=	166	27.93
		PEREIRA Margarida	B	000	000	000	000	000	001 ¹			=	1	18.00
			B	088	084	087	094	092	096			=	541	30.06

9. 
Aalborg Minigolf Klub



FOGH Majbrit

B **043 038 040 126 126 126**= **499** 83.17

NORUP Helen

B **034 044 034 126 126 126**= **490** 81.67


FOGH HENRIKSEN Laura








B **036 032 079 126 126 126**= **525** 87.50B **113 114 153 378 378 378**= **1514** 84.11

Click player's name to see scorecard. Result service powered by MIDGET.


10:17:55








1. 
BGK Uppsala



	LARSSON Marcus	B	026	026	026	024	027	026	023	025	=	203	25.38
	PÖLDER Thomas	B	031	014 ₈							=	45	31.15
	OLSSON Anders	B	025	024	025	023	027	027	027	027	=	205	25.63
	PERSSON Fredrik	B	022	022	027	026	030	024	024	024	=	199	24.88
	BROWN Lars	B	027	026	025	025	027	024	023	023	=	200	25.00
	RYNER Carl-Johan	B	028	028	026	024	023	028	022	020	=	199	24.88
	WIKLUND Anders	B	000	016	028	026	027	025	028	027	=	177	26.77
		B	159	156	157	148	161	154	147	146	=	1228	25.58








2. 
BGS Hardenberg-Pötter



	GREIFFENDORF Timo	B	029	025	026	027	022	025	024	022	=	200	25.00
	MANN Mike	B	026	026	025	030	029	026	025	021	=	208	26.00
	KOZIOL Michael	B	031	025	027	028	026	023	026	025	=	211	26.38
	ERLBRUCH Walter	B	027	024	026	023	023	026	029	027	=	205	25.63
	GEIST Alexander	B	025	028	028	027	027	026	026	024	=	211	26.38
	ERLBRUCH Harald	B	024	027	026	029	026	028	027	025	=	212	26.50
	LUDWIG Uwe	B	000	000	000	000	000	000	000	000	=	0	
		B	162	155	158	164	153	154	157	144	=	1247	25.98








3. 
SK Tempo Praha




	VOZÁR Josef	B	024	028	028	021	031	034	026	025	=	217	27.13
	RÍHA Michal	B	028	028	027	026	028	029	027	027	=	220	27.50
	LIPMANN Milan	B	030	027	027	027	024	024	028	027	=	214	26.75
	JECNÝ Martin	B	026	030	026	025	027	023	024	026	=	207	25.88
	MAJKUS Zdenek	B	029	031	028	031	026	026	023	026	=	220	27.50
	MOLNAR Karel	B	030	022	026	027	024	024	019	024	=	196	24.50
	POKORNY Bohumil	B	000	000	000	000	000	000	000	002	=	2	
		B	167	166	162	157	160	160	147	157	=	1276	26.58








4.  **GSP Vergiate**




	GARBUI Roberto	B	027	025	026	025	027	030	026	027	=	213	26.63
	CICERI Massimiliano	B	030	027	024	026	025	031	025	027	=	215	26.88
	GOBETZ Christian	B	026	027	029	027	025	028	028	024	=	214	26.75
	GIROLDINI Rudi	B	024	029	029	030	028	026	026	025	=	217	27.13
	LEVIS Lorenzo	B	024	025	028	025	025	029	024	025	=	205	25.63
	BARUSCOTTI Ivan	B	027	026	028	025	028	029	023	027	=	213	26.63
	CAZZATO Jean-Louis	B	000	000	000	000	000	000	000	000	=	0	
		B	158	159	164	158	158	173	152	155	=	1277	26.60








5.  **MC Olten**




	RHYN Michel	B	029	021	028	024	023	029	025	025	=	204	25.50
	INMANN Gunter	B	026	025	022	026	025	023	028	026	=	201	25.13
	GYGAX Marcel	B	027	030	033	029	030	028	027	025	=	229	28.63
	CHARRIÈRE Philippe	B	024	028	024	035	029	025	024	026	=	215	26.88
	MAGGI Omar	B	029	024	029	029	028	026	029	026	=	220	27.50
	SPESCHA Vitus	B	028	025	027	030	025	027	028	024	=	214	26.75
	GERBER Roger	B	000	000	000	000	000	000	000	000	=	0	
		B	163	153	163	173	160	158	161	152	=	1283	26.73








6.  **BGK Kungälv**




	KJELLSTRÖM Torgny	B	029	027	034	024	026	026	027	029	=	222	27.75
	ZETTERFORS Daniel	B	035	030	025	028	026	028	030	027	=	229	28.63
	SUNDSTRÖM Linus	B	030	028	028	028	029	029	025	030	=	227	28.38
	AHLANDER Johan	B	026	026	028	027	030	027	028	026	=	218	27.25
	DINAU Björn	B	027	028	032	028	030	028	030	001 ¹	=	204	28.91
	SELJELID Eirik	B	026	025	027	026	025	028	027	027	=	211	26.38
	STÅHL Mattias	B	000	000	000	000	000	000	000	028 ¹⁷	=	28	29.65
		B	173	164	174	161	166	166	167	168	=	1339	27.90








7.  Vizelgolfe




	MANUEL Ricardo	B	036	029	028	029	025	031	=	178	29.67
	LUÍS José	B	031	029	025	027	028	024	=	164	27.33
	TROPA Daniel	B	029	027	031	031	029	027	=	174	29.00
	FERREIRA João	B	030	025	026	029	027	029	=	166	27.67
	CUNHA Nuno	B	028	026	024	032	025	027	=	162	27.00
	MENESES Abílio	B	030	029	027	026	026	028	=	166	27.67
	RIBEIRO Domingos	B	000	000	000	000	000	000	=	0	
		B	184	165	161	174	160	166	=	1010	28.06








8.  WAT 21










	MEHLHOSE Stefan	B	026	025	026	027	030	027	=	161	26.83
	LAKOS Karl	B	030	031	029	026	026	032	=	174	29.00
	HESCHL Paul	B	028	024	032	027	026	027	=	164	27.33
	WEIBOLD Julian	B	026	030	027	026	031	027	=	167	27.83
	WAGENHOFER Norbert										
	WEBER Heinz	B	027	027	027	029	028	026	=	164	27.33
	KIRCHWEGER Klaus	B	034	032	039	032	030	027	=	194	32.33
		B	171	169	180	167	171	166	=	1024	28.44

9.  MGC Oirschot



	VERVEER Remon	B	032	029	024	027	025	026	=	163	27.17
	STEIGER Steven	B	029	024	030	032	027	030	=	172	28.67
	CRAANE Ramon	B	030	030	029	029	034	028	=	180	30.00
	CAMPFENS Chris	B	029	030	026	031	032	022 ¹⁶	=	170	28.87
	BOS René	B	030	029	027	029	032	028	=	175	29.17
	VERKOOYEN Hans	B	028	025	028	030	030	031	=	172	28.67
	VAN HOLLAND Martin	B	000	000	000	000	000	002 ²	=	2	18.00
		B	178	167	164	178	180	167	=	1034	28.72


10. 
Sibelius Park MGC

	GRÖNLUND Harry	B	039	034	038	035	028	030	=	204	34.00
	RANTANEN Jyri	B	036	030	027	035	026	032	=	186	31.00
	LEHTINEN Harri	B	027	024	031	030	028	032	=	172	28.67
	TUOMOLA Teo	B	033	027	033	029	028	030	=	180	30.00
	NOLTE Norbert	B	030	026	037	027	029	027	=	176	29.33
	SILLMAN Aki	B	026	028	028	029	028	027	=	166	27.67
	BJÖRK Kaj										
		B	191	169	194	185	167	178	=	1084	30.11

Click player's name to see scorecard. Result service powered by MIDGET.

10:29:18

**Women
European Cup 2012, Vizela, Portugal**




001.		PIECHOTTA Nicole	B	30	26	27	22	26	26	=	157	-59	26.17	1.
002.		JANDOVÁ Karolína	B	24	28	27	28	30	23	=	160	-56	26.67	2.
003.		NEUMANN Kathrin	B	28	29	27	24	28	25	=	161	-55	26.83	3.
004.		KLARENBEEK Natasja	B	29	26	27	28	25	28	=	163	-53	27.17	4.
005.		FLAMINI Antonella	B	26	26	28	28	27	29	=	164	-52	27.33	5.
006.		WEBER Rebecca	B	28	28	29	26	25	28	=	164	-52	27.33	6.
007.		PEREIRA Anabela	B	27	26	29	30	28	27	=	167	-49	27.83	8.
008.		GUNDERT-GREIFFENDORF Nicole	B	33	28	25	29	27	25	=	167	-49	27.83	7.
009.		PAVELKOVÁ Lucie	B	27	29	31	26	28	27	=	168	-48	28.00	9.
010.		VON DEM KNESEBECK Alexandra	B	28	25	29	30	30	26	=	168	-48	28.00	10.
011.		GRUBER Elisabeth	B	28	30	27	31	27	27	=	170	-46	28.33	11.
012.		EHM Jasmin	B	29	32	29	28	24	28	=	170	-46	28.33	12.
013.		MARCHIANI Sara	B	30	32	27	26	29	27	=	171	-45	28.50	13.
014.		KOBISCH Alice	B	29	28	26	32	30	26	=	171	-45	28.50	14.
015.		WICKI Maja	B	30	30	29	23	31	29	=	172	-44	28.67	15.
016.		ZODROW Bianca	B	29	30	29	27	31	30	=	176	-40	29.33	16.
017.		DOLEZELOVÁ Lenka	B	31	36	28	29	25	27	=	176	-40	29.33	17.
018.		UTZIG Carina	B	31	29	32	30	28	27	=	177	-39	29.50	19.
019.		PINHEIRO Manuela	B	33	27	27	28	32	30	=	177	-39	29.50	18.
020.		BANDERA Anna	B	28	31	32	31	27	29	=	178	-38	29.67	20.
021.		WICKI Esther	B	31	32	31	26	25	33	=	178	-38	29.67	21.
022.		KOURILOVÁ Petra	B	29	29	33	35	24	29	=	179	-37	29.83	22.
023.		SCHWARZ Sandra	B	32	27	31	32	30	28	=	180	-36	30.00	23.
024.		DERKS Anja	B	32	33	26	33	31	27	=	182	-34	30.33	24.
025.		JASPER-DRIJVER Annie	B	31	32	32	31	26	31	=	183	-33	30.50	25.
026.		STRICKER Heidi	B	30	33	31	33	32	24	=	183	-33	30.50	26.
027.		JASPER Paulien	B	34	31	35	32	27	30	=	189	-27	31.50	27.

		028.  PEREIRA Margarida	B	35	31	30	37	28	32	=	193	-23	32.17	28.
		029.  FERNANDES Cristina	B	28	31	31	36	32	39	=	197	-19	32.83	29.
		030.  RIEGLER Petra	B	38	44	32	34	35	30	=	213	-3	35.50	30.
		00DNF.  PRINA Laretta	B	35	40					=	75	+3	37.50	31.
		00DNF.  NORUP Helen	B	34	44	34	126	126	126	=	490	+274	81.67	32.
		00DNF.  FOGH Majbrit	B	43	38	40	126	126	126	=	499	+283	83.17	33.
		00DNF.  FOGH HENRIKSEN Laura	B	36	32	79	126	126	126	=	525	+309	87.50	34.

Click player's name to see scorecard. Result service powered by MIDGET.












































01:49:02

Men
European Cup 2012, Vizela, Portugal



001.		PERSSON Fredrik	B	22	22	27	=	71	-37	23.67	1.
002.		OLSSON Anders	B	25	24	25	=	74	-34	24.67	2.
003.		CHARRIÈRE Philippe	B	24	28	24	=	76	-32	25.33	5.
004.		POKORNY Bohumil	B	25	28	23	=	76	-32	25.33	6.
005.		ERLBRUCH Walter	B	27	24	26	=	77	-31	25.67	11.
006.		ERLBRUCH Harald	B	24	27	26	=	77	-31	25.67	9.
007.		LEVIS Lorenzo	B	24	25	28	=	77	-31	25.67	10.
008.		BROWN Lars	B	27	26	25	=	78	-30	26.00	13.
009.		SELJELID Eirik	B	26	25	27	=	78	-30	26.00	15.
010.		CUNHA Nuno	B	28	26	24	=	78	-30	26.00	16.
011.		MOLNAR Karel	B	30	22	26	=	78	-30	26.00	17.
012.		AHLANDER Johan	B	26	26	28	=	80	-28	26.67	20.
013.		SPESCHA Vitus	B	28	25	27	=	80	-28	26.67	19.
014.		WEBER Heinz	B	27	27	27	=	81	-27	27.00	25.
015.		BARUSCOTTI Ivan	B	27	26	28	=	81	-27	27.00	27.
016.		VERKOOYEN Hans	B	28	25	28	=	81	-27	27.00	26.
017.		GEIST Alexander	B	25	28	28	=	81	-27	27.00	24.
018.		FERREIRA João	B	30	25	26	=	81	-27	27.00	28.
019.		LUDWIG Uwe	B	26	28	28	=	82	-26	27.33	36.
020.		SILLMAN Aki	B	26	28	28	=	82	-26	27.33	34.
021.		RYNER Carl-Johan	B	28	28	26	=	82	-26	27.33	30.
022.		GOBETZ Christian	B	26	27	29	=	82	-26	27.33	33.
023.		JECNÝ Martin	B	26	30	26	=	82	-26	27.33	35.
024.		MAGGI Omar	B	29	24	29	=	82	-26	27.33	32.
025.		GIROLDINI Rudi	B	24	29	29	=	82	-26	27.33	29.
026.		LEHTINEN Harri	B	27	24	31	=	82	-26	27.33	31.
027.		RÍHA Michal	B	28	28	27	=	83	-25	27.67	40.


		028.	 VAN HOLLAND Martin	B	29	26	28	=	83	-25	27.67	37.
		029.	 WEIBOLD Julian	B	26	30	27	=	83	-25	27.67	39.
		030.	 KOZIOL Michael	B	31	25	27	=	83	-25	27.67	38.
		031.	 LIPMANN Milan	B	30	27	27	=	84	-24	28.00	41.
		032.	 HESCHL Paul	B	28	24	32	=	84	-24	28.00	43.
		033.	 CAMPFENS Chris	B	29	30	26	=	85	-23	28.33	45.
		034.	 LUÍS José	B	31	29	25	=	85	-23	28.33	44.
		035.	 SUNDSTRÖM Linus	B	30	28	28	=	86	-22	28.67	47.
		036.	 MENESES Abílio	B	30	29	27	=	86	-22	28.67	49.
		037.	 BOS René	B	30	29	27	=	86	-22	28.67	48.
		038.	 CAZZATO Jean-Louis	B	27	30	30	=	87	-21	29.00	51.
		039.	 TROPA Daniel	B	29	27	31	=	87	-21	29.00	52.
		040.	 DINAU Björn	B	27	28	32	=	87	-21	29.00	54.
		041.	 MAJKUS Zdenek	B	29	31	28	=	88	-20	29.33	55.
		042.	 STÅHL Mattias	B	30	31	27	=	88	-20	29.33	56.
		043.	CRAANE Ramon	B	30	30	29	=	89	-19	29.67	58.
		044.	GYGAX Marcel	B	27	30	33	=	90	-18	30.00	59.
		045.	GERBER Roger	B	28	32	32	=	92	-16	30.67	62.
		046.	TUOMOLA Teo	B	33	27	33	=	93	-15	31.00	64.
		047.	NOLTE Norbert	B	30	26	37	=	93	-15	31.00	63.
		048.	RIBEIRO Domingos	B	32	31	31	=	94	-14	31.33	65.
		049.	INMANN Gunter	B	26	25	22	=	99	-45	24.75	3.
		050.	VOŽÁR Josef	B	24	28	28	=	101	-43	25.25	4.
		051.	LARSSON Marcus	B	26	26	26	=	102	-42	25.50	8.
		052.	RHYN Michel	B	29	21	28	=	102	-42	25.50	7.
		053.	GARBUI Roberto	B	27	25	26	=	103	-41	25.75	12.
		054.	MEHLHOSE Stefan	B	26	25	26	=	104	-40	26.00	14.
		055.	WIKLUND Anders	B	26	25	28	=	105	-39	26.25	18.
				B	34	32	39	=	105	-3	35.00	67.

		056.  KIRCHWEGGER Klaus										
		057.  GREIFFENDORF Timo	B	29	25	26	27	=	107	-37	26.75	22.
		058.  MANN Mike	B	26	26	25	30	=	107	-37	26.75	23.
		059.  CICERI Massimiliano	B	30	27	24	26	=	107	-37	26.75	21.
		060.  VERVEER Remon	B	32	29	24	27	=	112	-32	28.00	42.
		061.  KJELLSTRÖM Torgny	B	29	27	34	24	=	114	-30	28.50	46.
		062.  STEIGER Steven	B	29	24	30	32	=	115	-29	28.75	50.
		063.  LAKOS Karl	B	30	31	29	26	=	116	-28	29.00	53.
		064.  ZETTERFORS Daniel	B	35	30	25	28	=	118	-26	29.50	57.
		065.  MANUEL Ricardo	B	36	29	28	29	=	122	-22	30.50	61.
		066.  RANTANEN Jyri	B	36	30	27	35	=	128	-16	32.00	66.
		067.  GRÖNLUND Harry	B	39	34	38	35	=	146	+2	36.50	68.
		00DNF.  PÖLDER Thomas	B	31	29			=	60	-12	30.00	60.
		069.  BJÖRK Kaj						=				
		070.  WAGENHOFER Norbert						=				

Click player's name to see scorecard. Result service powered by MIDGET.

13:49:34






**All players
European Cup 2012, Vizela, Portugal**



001.		MOLNAR Karel	B	30	22	26	27	24	24	19	24=	196	-92	24.50	1.
002.		PERSSON Fredrik	B	22	22	27	26	30	24	24	24=	199	-89	24.88	3.
003.		RYNER Carl-Johan	B	28	28	26	24	23	28	22	20=	199	-89	24.88	2.
004.		BROWN Lars	B	27	26	25	25	27	24	23	23=	200	-88	25.00	5.
005.		GREIFFENDORF Timo	B	29	25	26	27	22	25	24	22=	200	-88	25.00	4.
006.		INMANN Gunter	B	26	25	22	26	25	23	28	26=	201	-87	25.13	6.
007.		LARSSON Marcus	B	26	26	26	24	27	26	23	25=	203	-85	25.38	7.
008.		POKORNY Bohumil	B	25	28	23	26	25	24	24	28=	203	-85	25.38	8.
009.		RHYN Michel	B	29	21	28	24	23	29	25	25=	204	-84	25.50	9.
010.		OLSSON Anders	B	25	24	25	23	27	27	27	27=	205	-83	25.63	12.
011.		LEVIS Lorenzo	B	24	25	28	25	25	29	24	25=	205	-83	25.63	10.
012.		ERLBRUCH Walter	B	27	24	26	23	23	26	29	27=	205	-83	25.63	11.
013.		JECNÝ Martin	B	26	30	26	25	27	23	24	26=	207	-81	25.88	13.
014.		PIECHOTTA Nicole	B	30	26	27	22	26	26	27	24=	208	-80	26.00	14.
015.		MANN Mike	B	26	26	25	30	29	26	25	21=	208	-80	26.00	15.
016.		SELJELID Eirik	B	26	25	27	26	25	28	27	27=	211	-77	26.38	16.
017.		GEIST Alexander	B	25	28	28	27	27	26	26	24=	211	-77	26.38	17.
018.		KOZIOL Michael	B	31	25	27	28	26	23	26	25=	211	-77	26.38	18.
019.		WIKLUND Anders	B	26	25	28	26	27	25	28	27=	212	-76	26.50	20.
020.		ERLBRUCH Harald	B	24	27	26	29	26	28	27	25=	212	-76	26.50	19.
021.		GARBUI Roberto	B	27	25	26	25	27	30	26	27=	213	-75	26.63	21.
022.		BARUSCOTTI Ivan	B	27	26	28	25	28	29	23	27=	213	-75	26.63	22.
023.		GOBETZ Christian	B	26	27	29	27	25	28	28	24=	214	-74	26.75	24.
024.		SPESCHA Vitus	B	28	25	27	30	25	27	28	24=	214	-74	26.75	25.
025.		LIPMANN Milan	B	30	27	27	27	24	24	28	27=	214	-74	26.75	23.
026.		CICERI Massimiliano	B	30	27	24	26	25	31	25	27=	215	-73	26.88	28.
027.		CHARRIÈRE Philippe	B	24	28	24	35	29	25	24	26=	215	-73	26.88	27.

		028.		WEBER Rebecca	B	28	28	29	26	25	28	28	24=	216	-72	27.00	30.
		029.		LUDWIG Uwe	B	26	28	28	29	25	28	29	24=	217	-71	27.13	32.
		030.		GIROLDINI Rudi	B	24	29	29	30	28	26	26	25=	217	-71	27.13	33.
		031.		VOZÁR Josef	B	24	28	28	21	31	34	26	25=	217	-71	27.13	31.
		032.		FLAMINI Antonella	B	26	26	28	28	27	29	28	26=	218	-70	27.25	38.
		033.		AHLANDER Johan	B	26	26	28	27	30	27	28	26=	218	-70	27.25	37.
		034.		NEUMANN Kathrin	B	28	29	27	24	28	25	29	28=	218	-70	27.25	36.
		035.		RÍHA Michal	B	28	28	27	26	28	29	27	27=	220	-68	27.50	43.
		036.		MAGGI Omar	B	29	24	29	29	28	26	29	26=	220	-68	27.50	42.
		037.		MAJKUS Zdenek	B	29	31	28	31	26	26	23	26=	220	-68	27.50	44.
		038.		KJELLSTRÖM Torgny	B	29	27	34	24	26	26	27	29=	222	-66	27.75	48.
		039.		PAVELKOVÁ Lucie	B	27	29	31	26	28	27	30	26=	224	-64	28.00	51.
		040.		GUNDERT-GREIFFENDORF Nicole	B	33	28	25	29	27	25	28	29=	224	-64	28.00	52.
		041.		GRUBER Elisabeth	B	28	30	27	31	27	27	27	28=	225	-63	28.13	53.
		042.		VON DEM KNESEBECK Alexandra	B	28	25	29	30	30	26	29	29=	226	-62	28.25	55.
		043.		KOBISCH Alice	B	29	28	26	32	30	26	28	27=	226	-62	28.25	54.
		044.		ZODROW Bianca	B	29	30	29	27	31	30	23	27=	226	-62	28.25	56.
		045.		SUNDSTRÖM Linus	B	30	28	28	28	29	29	25	30=	227	-61	28.38	58.
		046.		DINAU Björn	B	27	28	32	28	30	28	30	24=	227	-61	28.38	57.
		047.		EHM Jasmin	B	29	32	29	28	24	28	29	29=	228	-60	28.50	59.
		048.		CAZZATO Jean-Louis	B	27	30	30	30	30	30	28	24=	229	-59	28.63	64.
		049.		MARCHIANI Sara	B	30	32	27	26	29	27	28	30=	229	-59	28.63	60.
		050.		GYGAX Marcel	B	27	30	33	29	30	28	27	25=	229	-59	28.63	62.
		051.		WICKI Esther	B	31	32	31	26	25	33	26	25=	229	-59	28.63	63.
		052.		ZETTERFORS Daniel	B	35	30	25	28	26	28	30	27=	229	-59	28.63	61.
		053.		WICKI Maja	B	30	30	29	23	31	29	29	29=	230	-58	28.75	69.
		054.		STÅHL Mattias	B	30	31	27	30	27	28	29	29=	231	-57	28.88	70.
		055.		KOURILOVÁ Petra	B	29	29	33	35	24	29	27	26=	232	-56	29.00	73.
					B	28	32	32	30	27	29	27	28=	233	-55	29.13	75.

		056.  GERBER Roger										
		057.  UTZIG Carina	B	31	29	32	30	28	27	27	30=	234 -54 29.25 77.
		058.  DOLEZELOVÁ Lenka	B	31	36	28	29	25	27	30	30=	236 -52 29.50 80.
		059.  SCHWARZ Sandra	B	32	27	31	32	30	28	28	29=	237 -51 29.63 82.
		060.  BANDERA Anna	B	28	31	32	31	27	29	26	33=	237 -51 29.63 81.
		061.  JANDOVÁ Karolína	B	24	28	27	28	30	23	82	=	242 -10 34.57 97.
		062.  STRICKER Heidi	B	30	33	31	33	32	24	35	29=	247 -41 30.88 89.
		063.  RIEGLER Petra	B	38	44	32	34	35	30	33	36=	282 -6 35.25 98.
		064.  MEHLHOSE Stefan	B	26	25	26	27	30	27		=	161 -55 26.83 26.
		065.  CUNHA Nuno	B	28	26	24	32	25	27		=	162 -54 27.00 29.
		066.  KLARENBEEK Natasja	B	29	26	27	28	25	28		=	163 -53 27.17 34.
		067.  VERVEER Remon	B	32	29	24	27	25	26		=	163 -53 27.17 35.
		068.  WEBER Heinz	B	27	27	27	29	28	26		=	164 -52 27.33 41.
		069.  LUÍS José	B	31	29	25	27	28	24		=	164 -52 27.33 40.
		070.  HESCHL Paul	B	28	24	32	27	26	27		=	164 -52 27.33 39.
		071.  SILLMAN Aki	B	26	28	28	29	28	27		=	166 -50 27.67 46.
		072. MENESES Abílio	B	30	29	27	26	26	28		=	166 -50 27.67 45.
		073. FERREIRA João	B	30	25	26	29	27	29		=	166 -50 27.67 47.
		074. PEREIRA Anabela	B	27	26	29	30	28	27		=	167 -49 27.83 50.
		075. WEIBOLD Julian	B	26	30	27	26	31	27		=	167 -49 27.83 49.
		076. VERKOOYEN Hans	B	28	25	28	30	30	31		=	172 -44 28.67 66.
		077. STEIGER Steven	B	29	24	30	32	27	30		=	172 -44 28.67 68.
		078. LEHTINEN Harri	B	27	24	31	30	28	32		=	172 -44 28.67 65.
		079. CAMPFENS Chris	B	29	30	26	31	32	24		=	172 -44 28.67 67.
		080. TROPA Daniel	B	29	27	31	31	29	27		=	174 -42 29.00 71.
		081. VAN HOLLAND Martin	B	29	26	28	30	32	29		=	174 -42 29.00 74.
		082. LAKOS Karl	B	30	31	29	26	26	32		=	174 -42 29.00 72.
		083. BOS René	B	30	29	27	29	32	28		=	175 -41 29.17 76.
			B	30	26	37	27	29	27		=	176 -40 29.33 78.

		084.  NOLTE Norbert								
		085.  PINHEIRO Manuela	B	33	27	27	28	32	30	= 177 -39 29.50 79.
		086.  MANUEL Ricardo	B	36	29	28	29	25	31	= 178 -38 29.67 83.
		087.  CRAANE Ramon	B	30	30	29	29	34	28	= 180 -36 30.00 84.
		088.  TUOMOLA Teo	B	33	27	33	29	28	30	= 180 -36 30.00 86.
		089.  DERKS Anja	B	32	33	26	33	31	27	= 182 -34 30.33 87.
		090.  JASPER-DRIJVER Annie	B	31	32	32	31	26	31	= 183 -33 30.50 88.
		091.  RANTANEN Jyri	B	36	30	27	35	26	32	= 186 -30 31.00 90.
		092.  RIBEIRO Domingos	B	32	31	31	33	29	33	= 189 -27 31.50 92.
		093.  JASPER Paulien	B	34	31	35	32	27	30	= 189 -27 31.50 91.
		094.  PEREIRA Margarida	B	35	31	30	37	28	32	= 193 -23 32.17 93.
		095.  KIRCHWEGGER Klaus	B	34	32	39	32	30	27	= 194 -22 32.33 94.
		096.  FERNANDES Cristina	B	28	31	31	36	32	39	= 197 -19 32.83 95.
		097.  GRÖNLUND Harry	B	39	34	38	35	28	30	= 204 -12 34.00 96.
		00DNF.  PÖLDER Thomas	B	31	29					= 60 -12 30.00 85.
		00DNF.  PRINA Laretta	B	35	40					= 75 +3 37.50 99.
		00DNF.  NORUP Helen	B	34	44	34	126	126	126	= 490 +274 81.67 100.
		00DNF.  FOGH Majbrit	B	43	38	40	126	126	126	= 499 +283 83.17 101.
		00DNF.  FOGH HENRIKSEN Laura	B	36	32	79	126	126	126	= 525 +309 87.50 102.
		103.  BJÖRK Kaj								=
		104.  WAGENHOFER Norbert								=

Click player's name to see scorecard. Result service powered by MIDGET.

11:00:21

Statistics of all participants



	B1	B2	B3	B4	B5	B6	B7	B8	B9	B10	B11	B12	B13	B14	B15	B16	B17	B18
All	1.49	1.66	1.11	2.07	1.58	1.81	1.48	1.89	1.61	1.85	1.06	1.26	1.66	1.50	1.83	1.57	1.64	1.12
diff. between best and worst	0.79	0.61	0.31	1.05	0.81	0.80	1.56	0.90	1.17	0.55	0.23	1.09	1.40	1.60	1.72	0.95	0.93	1.44

Hardenberg (7 players)	1.39	1.54	1.07	1.93	1.52	1.64	1.45	1.66	1.38	1.73	1.04	1.16	1.57	1.46	1.75	1.45	1.41	1.00
Kungälv (7 players)	1.63	1.80	1.02	1.95	1.41	1.79	1.46	1.91	1.68	1.88	1.05	1.27	1.59	1.29	1.84	1.57	1.73	1.09
Uppsala (7 players)	1.32	1.74	1.02	1.86	1.52	1.72	1.22	1.86	1.34	1.56	1.00	1.16	1.48	1.32	1.58	1.44	1.40	1.02
Sibelius Park (7 players)	1.58	1.89	1.06	2.53	1.58	1.86	1.33	2.00	1.94	2.00	1.08	1.22	1.78	1.56	2.11	1.75	1.78	1.06
WAT 21 (7 players)	1.56	1.64	1.06	2.25	1.47	1.75	1.31	1.94	1.67	2.11	1.03	1.22	1.75	1.44	2.00	1.50	1.67	1.08
Olten (7 players)	1.38	1.73	1.05	1.73	1.48	1.91	1.50	1.79	1.46	1.77	1.11	1.16	1.63	1.43	1.80	1.55	1.55	1.04
Oirschot (7 players)	1.57	1.64	1.07	2.26	1.60	1.79	1.45	1.90	1.69	1.86	1.05	1.48	1.57	1.52	1.83	1.83	1.55	1.10
Praha (7 players)	1.48	1.43	1.16	1.89	1.63	1.68	1.39	1.88	1.27	1.91	1.02	1.18	1.38	1.29	1.68	1.41	1.66	1.02
Vergiate (7 players)	1.43	1.55	1.14	1.73	1.55	1.77	1.36	1.77	1.48	1.75	1.11	1.25	1.75	1.54	1.55	1.64	1.48	1.04
Vizelgolfe (7 players)	1.45	1.57	1.12	2.17	1.48	1.90	1.29	1.93	1.98	1.90	1.05	1.29	1.69	1.38	1.83	1.64	1.76	1.12
Bystrice (4 players)	1.42	1.74	1.10	2.39	1.58	1.87	1.52	1.97	1.48	1.94	1.23	1.52	1.74	1.87	1.94	1.77	1.65	1.42
Cusano (4 players)	1.42	1.62	1.23	2.04	1.81	1.85	1.88	1.92	1.58	1.81	1.12	1.27	1.81	1.77	1.85	1.46	1.65	1.12
Costa Nova (4 players)	1.67	1.67	1.13	2.38	1.67	1.92	1.71	2.21	1.63	1.92	1.13	1.42	2.00	1.67	2.17	1.42	1.79	1.13
Göttingen (4 players)	1.50	1.44	1.13	2.25	1.66	1.72	1.66	1.84	1.59	1.84	1.00	1.13	1.59	1.56	1.63	1.44	1.63	1.16
Gänserndorf (4 players)	1.47	1.91	1.13	2.28	1.63	1.97	1.91	1.88	1.81	1.97	1.06	1.28	1.75	1.47	1.97	1.78	1.88	1.44
Effretikon (4 players)	1.63	2.03	1.28	1.97	1.69	1.78	1.53	1.91	1.84	1.88	1.00	1.19	1.53	1.50	1.94	1.38	1.69	1.06
Leeuwarden (4 players)	1.50	1.42	1.13	2.42	1.92	1.96	1.50	1.88	1.83	1.75	1.00	1.21	1.83	1.67	2.17	1.75	1.79	1.17
Mainz (3 players)	1.46	1.42	1.17	1.92	1.58	1.71	1.46	2.00	1.75	2.04	1.00	1.29	1.63	1.63	1.50	1.42	1.71	1.17
Aalborg (3 players)	2.11	2.00	1.33	2.78	2.22	2.44	2.78	2.56	2.44	2.11	1.22	2.22	2.78	2.89	3.22	2.33	2.33	2.44

Result service powered by MIDGET.




11:04:20

Substitutions
European Cup 2012, Vizela, Portugal

Team	Player out	Round	Lane	Strokes
 WAT 21	WAGENHOFER Norbert	1st	1	0
 BGK Uppsala	PÖLDER Thomas	2nd	8	2
 CM Costa Nova	PEREIRA Anabela	6th	18	0
 MGC Oirschot	CAMPFENS Chris	6th	17	0
 1. DGC Bystrice pod Hostynem	JANDOVÁ Karolína	7th	10	0
 BGK Kungälv	DINAU Björn	8th	2	0

Result service powered by MIDGET.

Penalties
European Cup 2012, Vizela, Portugal

Name	Reason	Level	Round	Lane	Points
 LEVIS Lorenzo	loudness	1st notice	2nd	6	0
 ERLBRUCH Harald	loudness	1st notice	2nd	5	0
 MOLNAR Karel	time	1st notice	3rd	15	0
 GEIST Alexander	time	1st notice	5th	2	0
 KOZIOL Michael	time	1st notice	5th	16	0
 CAZZATO Jean-Louis	time	1st notice	5th	6	0
 RÍHA Michal	loudness	1st notice	6th	6	0
 POKORNY Bohumil	rules	1st warning	8th	13	2

Result service powered by MIDGET.