


MINIGOLF
JWM 2012
WM 2013
BAD MÜNDER

Schirmherr:

Uwe Schünemann
Niedersächsischer Minister
für Inneres und Sport

WORLD
MINIGOLF
SPORT FEDERATION



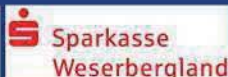
2012
YOUTH WORLD CHAMPIONSHIPS 2012
AUGUST, 15TH - 18TH, BAD MÜNDER
RESULTS

Hauptsponsor:

Fun-Sports
www.fun-sports-germany.com



Mit freundlicher Unterstützung von:





**YOUTH WORLD CHAMPIONSHIPS 2012
BAD MÜNDER / GERMANY
FELT / MINIATUREGOLF**

15th – 18th AUGUST 2012

JURY:

Martin TOMANEK (chairman)	WMF Youth Officer
Lars BRODDEVALL	(SWE)
Dr. Gerhard ZIMMERMANN	(GER)

REFEREES:

Dieter HELMKE (head referee)	(AUT)
Peter HELM	(AUT)
Verners KIRSS	(LAT)

TOURNAMENT DIRECTOR:

Martin TOMANEK	WMF Youth Officer
----------------	-------------------

TOURNAMENT OFFICER:

Christian SOMNITZ	(GER)
-------------------	-------

PENALTIES:

17th August 2012	(33)	BOTTENBERG, Youri (NED)	R10 L18	admonition	misbehavior
------------------	------	-------------------------	---------	------------	-------------

SUBSTITUTIONS:


Girls teams

Austria	out (101)	UTZIG, Bianca	R5 L14	after stroke 2
	in (104)	EMICH, Stefanie		
Czech Republic	out (106)	BLAŽKOVÁ, Ema	R6 L9	after stroke 3
	in (108)	DOLEŽELOVÁ, Alena		

Boys teams

Austria	out (6)	PRÄAUER, Manuel	R8	after lane 9
	in (7)	MACHATSCHEK, Mathias		

Hauptsponsor:





JURY DECISIONS:

- After round 11 a break with regrouping was decided.

OTHERS:

16th August 2012: Changing starting time to 10:30 a.m. due rain.

Sudden death Individual Strokeplay Championships:

Girls: 1st rank: BENN, Katharina (GER)
 2nd rank: DELLMANN, Annika (GER)

Boys: 3rd rank: PIEKORZ, Sebastian (GER)
 4th rank: WALESKA, Marcel (GER)
 5th rank: HETRICH, Robin (GER)

End of tournament days:

15th August 2012 04:27 p.m.
 16th August 2012 07:00 p.m.
 17th August 2012 06:30 p.m.
 18th August 2012 05:00 p.m.

Hauptsponsor:

Fun-Sports
 www.fun-sports-germany.com





LIST OF WINNERS

TEAM CHAMPIONSHIPS

GIRLS

1. GERMANY
2. SWEDEN
3. AUSTRIA



BOYS

1. GERMANY
2. SWEDEN
3. SWITZERLAND



INDIVIDUAL STROKEPLAY CHAMPIONSHIPS

GIRLS

1. Katharina BENN
2. Annika DELLMANN
3. Sara KARLSSON

GER



GER



SWE



BOYS

1. Andreas SCHNEIDER
2. Pascal ZELLER
3. Sebastian PIEKORZ

GER



GER



GER



INDIVIDUAL MATCHPLAY CHAMPIONSHIPS

GIRLS

1. Lara JEHLE
2. Vanessa PEUKER
3. Annika DELLMANN

AUT



GER



GER



BOYS

1. Eetu IKOLA
2. Philip LAU
3. Markus NILSSON

FIN



GER



SWE



Hauptsponsor:

Fun-Sports
www.fun-sports-germany.com



Mit freundlicher Unterstützung von:



FEMALE YOUTH NATIONAL TEAMS

Name	F1	s	Sum	M2	s	Sum	F3	s	Sum	M4	s	Sum	F5	s	Sum	M6	s	Sum	F7	s	Sum	M8	s	Sum	∅	Diff		
1 GERMANY (0 substitutes)																												
Katharina Benn	27		27	23		107	29		180	22		272	28		345	22		428	33		506	23		584				
Annika Dellmann	30		57	22		129	31		211	22		294	33		378	19		447	27		533	22		606				
Vanessa Peuker	27		84	22		151	39		250	23		317	28		406	26		473	28		561	20		626				
Maike Haupt																												
	84		84	67		151	99		250	67		317	89		406	67		473	88		561	65		626	26,083	4		
2 SWEDEN (0 substitutes)																												
Marielle Svensson	35		35	22		121	33		199	24		283	29		356	23		437	33		518	23		604				
Lina Liljegren	35		70	22		143	31		230	21		304	28		384	23		460	33		551	22		626				
Sara Karlsson	29		99	23		166	29		259	23		327	30		414	25		485	30		581	23		649				
Elisabeth Brandt																												
	99		99	67		166	9		259	68		327	87		414	71		485	96		581	68		649	27,042	2		
AUSTRIA (1 substitute)																												
Carina Utzig	35		35	21		117	39		200	27		289	26	o	359													
Martina Danner	33		68	21		138	31		231	23		312	34		393	23		455	33		534	23		616				
Lara Jehle	28		96	23		161	31		262	21		333	30		423	22		477	28		562	24		640				
Stefanie Emich													9	i	432	24		501	31		593	25		665				
	96		96	65		161	101		262	71		333	99		432	69		501	92		593	72		665	27,708	6		
4 CZECH REPUBLIC (1 substitute)																												
Karolina Jandova	32		32	21		127	33		211	24		301	30		384	22		467	37		553	20		643				
Ema Blazkova	38		70	27		154	36		247	28		329	32		416	15	o	482										
Lucie Pavelkova	36		106	24		178	30		277	25		354	29		445	21		503	34		587	22		665				
Alena Dolezelova															13	i	516	36		623	25		690					
	106		106	72		178	99		277	77		354	91		445	71		516	107		623	67		690	28,750	40		
5 RUSSIA (0 substitutes)																												
Marina Zhiganova	33		33	26		135	33		221	25		316	29		396	24		488	36		570	21		657				
Maria Zhidkova	42		75	29		164	40		261	26		342	37		433	25		513	35		605	28		685				
Polina Mogilevskaya	34		109	24		188	30		291	25		367	31		464	21		534	31		636	21		706				
	109		109	79		188	10		291	76		367	97		464	70		534	102		636	70		706	29,417	9		
6 PORTUGAL (0 substitutes)																												
Luisa Lobao	57		57	28		165	41		263	35		377	46		474	33		590	32		680	23		789				
Amara Silva	42		99	29		194	42		305	25		402	44		518	29		619	45		725	28		817				
Silvia Oliveira	38		137	28		222	37		342	26		428	39		557	29		648	41		766	34		851				
	1 7		137	85		222	120		342	86		428	129		557	91		648	118		766	85		851	35,458	52		

Name	F1	s	Sum	M2	s	Sum	F3	s	Sum	M4	s	Sum	F5	s	Sum	M6	s	Sum	F7	s	Sum	M8	s	Sum	∅	Diff	
7 SLOVAKIA (0 substitutes)																											
Daniel Kraviansky	35		35	23		246	34		402	27		613	36		773	24		976	31		1.143	22		1.355			
Dominik Majcher	47		82	24		270	44		446	27		640	51		824	29		1.005	43		1.186	34		1.389			
Jan Masarik	35		117	22		292	42		488	27		667	33		857	32		1.037	43		1.229	23		1.412			
Radovan Struhar	32		149	27		319	32		520	22		689	32		889	25		1.062	36		1.265	22		1.434			
Marco Grof	38		187	26		345	32		552	26		715	29		918	26		1.088	39		1.304	24		1.458			
Miroslav Cibik	36		223	23		368	34		586	22		737	34		952	24		1.112	29		1.333	21		1.479			
	22		223	145		368	218		586	151		737	215		952	160		1.112	221		1.333	146		1.479	30,813	78	
8 PORTUGAL (0 substitutes)																											
Jose Lobao	47		47	35		289	49		478	29		718	49		898	27		1.130	58		1.331	33		1.565			
Joao Caravana	40		87	33		322	37		515	29		747	37		935	32		1.162	48		1.379	31		1.596			
Tiago Bastos	37		124	28		350	37		552	23		770	40		975	29		1.191	41		1.420	25		1.621			
Andre Ferreira	39		163	25		375	44		596	23		793	39		1.014	25		1.216	39		1.459	24		1.645			
Joao Oliveira	31		194	25		400	42		638	28		821	35		1.049	21		1.237	35		1.494	27		1.672			
Josee Ferreira	60		254	29		429	51		689	28		849	54		1.103	36		1.273	38		1.532	28		1.700			
Joao Neto																											
	254		254	175		429	260		689	160		849	254		1.103	170		1.273	259		1.532	168		1.700	35,417	100	

INDIVIDUAL STROKEPLAY CHAMPIONSHIPS

GIRLS

Rank	St.no.	Name	Country	F1	M2_Sum	F3_Sum	M4_Sum	F5_Sum	M6_Sum	F7_Sum	M8_Sum	F9_Sum	M10_Sum	F11_Sum	M12_Sum	F_Sum	M_Sum	Total	Diff	FAvg	MAvg	Avg																									
1	110	Katharina Benn	GER	27	23	50	29	79	22	101	28	129	22	151	33	184	23	207	25	232	23	255	31	286	20	173	133	06	11	28,833	22,167	25,500															
2	111	Annika Dellmann	GER	30	22	52	31	83	22	105	33	138	19	157	27	184	22	206	32	238	19	257	28	285	21	181	125	06	9	30,167	20,833	25,500															
3	124	Sara Karlsson	SWE	29	23	52	29	81	23	104	30	134	25	159	30	189	23	212	31	243	22	265	23	288	19	172	135	07	14	28,667	22,500	25,583															
4	112	Vanessa Peucker	GER	27	22	49	39	88	23	111	28	139	26	165	28	193	20	213	31	244	19	263	28	291	19	181	129	10	19	30,167	21,500	25,833															
5	113	Maike Haupt	GER	29	21	50	30	80	25	105	29	134	26	160	34	194	20	214	31	245	20	265	25	290	23	178	135	1	15	29,667	22,500	26,083															
6	123	Lina Liljegen	SWE	35	22	57	31	88	21	109	28	137	23	160	33	193	22	215	26	241	22	263	28	291	24	181	134	15	12	30,167	22,333	26,250															
7	103	Lara Jehle	AUT	28	23	51	31	82	21	103	30	133	22	155	28	183	24	207	30	237	23	260	32	292	24	179	137	16	7	29,833	22,833	26,333															
8	105	Karolina Jandova	CZE	32	21	53	33	86	24	110	30	140	22	162	37	199	20	219	30	249	22	271	29	300	21	191	130	21	12	31,833	21,667	26,750															
9	120	Polina Mogilevskaya	RUS	34	24	58	30	88	25	113	31	144	21	165	31	196	21	217	33	250	22	272	35	307	21	194	134	28	9	32,333	22,333	27,333															
Cut																							after round 10																								
10	107	Lucie Pavelkova	CZE	36	24	60	30	90	25	115	29	144	21	165	34	199	22	221	32	253	22	275					161	114	275	11	32,200	22,800	27,500														
11	102	Martina Danner	AUT	33	21	54	31	85	23	108	34	142	23	165	33	198	23	221	34	255	23	278					165	113	278	5	33,000	22,600	27,800														
12	122	Marielle Svensson	SWE	35	22	57	33	90	24	114	29	143	23	166	33	199	23	222	34	256	26	282					164	118	282	10	32,800	23,600	28,200														
13	118	Marina Zhiganova	RUS	33	26	59	33	92	25	117	29	146	24	170	36	206	21	227	31	258	25	283					162	121	28	12	32,400	24,200	28,300														
14	109	Laura Henriksen	DEN	38	25	63	33	96	26	122	35	157	24	181	31	212	20	232	31	263	21	284					168	116	284	13	33,600	23,200	28,400														
15	125	Elisabeth Brandt	SWE	31	29	60	34	94	26	120	34	154	25	179	33	212	25	237	27	264	26	290					159	131	290	11	31,800	26,200	29,000														
16	101	Carina Utzig	AUT	35	21	56	39	95	27	122	35	157	21	178	36	214	24	238	31	269	24	293					176	117	29	14	35,200	23,400	29,300														
17	104	Stefanie Emich	AUT	32	26	58	36	94	25	119	31	150	24	174	31	205	25	230	36	266	28	294					166	128	294	9	33,200	25,600	29,400														
18	106	Ema Blazkova	CZE	38	27	65	36	101	28	129	32	161	29	190	30	220	27	247	28	275	25	300					164	136	00	14	32,800	27,200	30,000														
19	121	Nadine Jürgens	SUI	32	26	58	38	96	26	122	37	159	23	182	37	219	23	242	34	276	28	304					178	126	04	11	35,600	25,200	30,400														
20	108	Alena Dolezelova	CZE	37	26	63	38	101	24	125	35	160	25	185	36	221	25	246	34	280	26	306					180	126	06	6	36,000	25,200	30,600														
21	119	Maria Zhidkova	RUS	42	29	71	40	111	26	137	37	174	25	199	35	234	28	262	32	294	30	324					186	138	24	15	37,200	27,600	32,400														
22	117	Silvia Oliveira	POR	38	28	66	37	103	26	129	39	168	29	197	41	238	34	272	41	313	25	338					196	142	8	13	39,200	28,400	33,800														
23	116	Amara Silva	POR	42	29	71	42	113	25	138	44	182	29	211	45	256	28	284	52	336	24	360					225	135	60	15	45,000	27,000	36,000														
24	115	Luisa Lobao	POR	57	28	85	41	126	35	161	46	207	33	240	32	272	23	295	41	336	27	363					217	146	6	37	43,400	29,200	36,300														
25	114	Kinga Szekretar	HUN	48	32	80	50	130	24	154	39	193	31	224	54	278	38	316	54	370	30	400					245	155	400	29	49,000	31,000	40,000														

INDIVIDUAL STROKEPLAY CHAMPIONSHIPS

BOYS

Rank	St.no.	Name	Country	F1	M2	Sum	F3	Sum	M4	Sum	F5	Sum	M6	Sum	F7	Sum	M8	Sum	F9	Sum	M10	Sum	F11	Sum	M12	FSum	MSum	Total	Diff	FAvg	MAvg	Avg
1	23	Andreas Schneider	GER	27	22	49	30	79	20	99	24	123	19	142	27	169	21	190	29	219	22	241	27	268	21	164	125	289	9	27,333	20,833	24,083
2	28	Pascal Zeller	GER	27	21	48	30	78	24	102	28	130	20	150	25	175	20	195	24	219	22	241	29	270	20	163	127	290	10	27,167	21,167	24,167
3	24	Sebastian Plekorz	GER	26	20	46	31	77	20	97	26	123	20	143	27	170	21	191	25	216	20	236	35	271	21	170	122	292	11	28,333	20,333	24,333
4	26	Marcel Waleska	GER	31	20	51	25	76	21	97	27	124	18	142	30	172	19	191	27	218	26	244	28	272	20	168	124	292	14	28,000	20,667	24,333
5	27	Robin Hettrich	GER	29	20	49	26	75	21	96	27	123	20	143	26	169	19	188	31	219	21	240	32	272	20	171	121	292	8	28,500	20,167	24,333
6	64	Robin Heideng rd	SWE	27	24	51	28	79	21	100	26	126	21	147	30	177	20	197	25	222	20	242	28	270	23	164	129	29	9	27,333	21,500	24,417
7	62	Markus Nilsson	SWE	31	19	50	27	77	21	98	30	128	22	150	25	175	23	198	26	224	21	245	30	275	18	169	124	29	11	28,167	20,667	24,417
8	63	Anders Brandt	SWE	23	24	47	27	74	22	96	29	125	19	144	26	170	22	192	28	220	22	242	31	273	22	164	131	295	13	27,333	21,833	24,583
9	22	Thomas Sieber	GER	27	22	49	28	77	19	96	31	127	19	146	33	179	21	200	29	229	19	248	27	275	21	175	121	296	9	29,167	20,167	24,667
10	61	Derice Shumilov Susoho	SWE	31	20	51	32	83	19	102	30	132	23	155	25	180	20	200	26	226	21	247	28	275	21	172	124	296	11	28,667	20,667	24,667
11	25	Philip Lau	GER	27	20	47	30	77	20	97	25	122	22	144	27	171	22	193	30	223	23	246	29	275	22	168	129	297	8	28,000	21,500	24,750
12	48	Beat Wartenweiler	SUI	27	25	52	31	83	24	107	25	132	22	154	25	179	21	200	29	229	22	251	28	279	23	165	137	02	10	27,500	22,833	25,167
13	50	Daniel Moser	SUI	31	23	54	30	84	23	107	27	134	23	157	22	179	21	200	30	230	23	253	29	282	20	169	133	02	12	28,167	22,167	25,167
14	19	Aapo Pessi	FIN	33	20	53	32	85	23	108	26	134	22	156	32	188	21	209	27	236	19	255	30	285	20	180	125	05	11	30,000	20,833	25,417
15	65	Alexander Dahlstedt	SWE	29	25	54	27	81	24	105	26	131	21	152	27	179	21	200	23	223	20	243	37	280	25	169	136	05	19	28,167	22,667	25,417

Cut after round 10

16	1	Markus Danner	AUT	32	21	53	31	84	21	105	27	132	22	154	31	185	20	205	29	234	23	257				150	107	257	8	30,000	21,400	25,700
17	53	Kai Lödöding	SUI	29	24	53	36	89	21	110	31	141	21	162	26	188	22	210	28	238	19	257				150	107	257	15	30,000	21,400	25,700
18	46	Igor Pantelimonov	RUS	30	21	51	26	77	24	101	32	133	21	154	32	186	21	207	32	239	20	259				152	107	259	10	30,400	21,400	25,900
19	52	Andreas Schneider	SUI	31	29	60	30	90	22	112	34	146	22	168	23	191	19	210	28	238	21	259				146	113	259	21	29,200	22,600	25,900
20	20	Eetu Ikola	FIN	33	19	52	28	80	20	100	31	131	21	152	33	185	22	207	32	239	21	260				157	103	260	8	31,400	20,600	26,000
21	49	Jan Anderegg	SUI	31	21	52	30	82	23	105	31	136	21	157	28	185	23	208	30	238	25	263				150	113	26	7	30,000	22,600	26,300
22	5	Fabian Spies	AUT	31	22	53	31	84	24	108	29	137	21	158	29	187	25	212	27	239	24	263				147	116	26	8	29,400	23,200	26,300
23	6	Manuel Pr auer	AUT	33	19	52	29	81	22	103	32	135	22	157	31	188	24	212	29	241	24	265				154	111	265	9	30,800	22,200	26,500
24	12	Pavel Gerza	CZE	33	21	54	32	86	24	110	32	142	24	166	28	194	21	215	28	243	23	266				153	113	266	8	30,600	22,600	26,600
25	21	Juuso Tasku	FIN	30	21	51	28	79	23	102	30	132	26	158	33	191	22	213	32	245	21	266				153	113	266	10	30,600	22,600	26,600
26	66	Sebastian Ek ngen	SWE	32	24	56	33	89	21	110	37	147	24	171	29	200	19	219	30	249	19	268				161	107	268	13	32,200	21,400	26,800
27	17	Mikko Tuominen	FIN	29	25	54	31	85	27	112	28	140	22	162	35	197	23	220	26	246	22	268				149	119	268	14	29,800	23,800	26,800
28	60	Miroslav Cibik	SVK	36	23	59	34	93	22	115	34	149	24	173	29	202	21	223	25	248	20	268				158	110	268	15	31,600	22,000	26,800
29	13	Jiri Stanek	CZE	35	24	59	29	88	23	111	29	140	22	162	32	194	22	216	32	248	21	269				157	112	269	9	31,400	22,400	26,900
29	16	Torben Fjordvang	DEN	32	23	55	31	86	21	107	29	136	21	157	31	188	27	215	30	245	24	269				153	116	269	9	30,600	23,200	26,900
31	51	Lars Anderegg	SUI	34	22	56	32	88	22	110	27	137	21	158	31	189	22	211	33	244	25	269				157	112	269	11	31,400	22,400	26,900
32	41	Evgeny Shvko	RUS	35	24	59	31	90	25	115	33	148	22	170	33	203	22	225	25	250	19	269				157	112	269	16	31,400	22,400	26,900
33	4	Julian Weibold	AUT	35	21	56	27	83	21	104	36	140	21	161	34	195	23	218	29	247	23	270				161	109	270	11	32,200	21,800	27,000
34	67	Tom Karlsson-Forsberg	SWE	32	23	55	28	83	21	104	35	139	24	163	31	194	22	216	31	247	24	271				157	114	271	10	31,400	22,800	27,100
35	2	Philip Leichtfried	AUT	35	23	58	29	87	21	108	35	143	21	164	30	194	23	217	31	248	24	272				160	112	272	9	32,000	22,400	27,200
36	3	Manuel Flicker	AUT	31	24	55	31	86	25	111	36	147	23	170	31	201	19	220	31	251	22	273				160	113	27	11	32,000	22,600	27,300

INDIVIDUAL STROKEPLAY CHAMPIONSHIPS

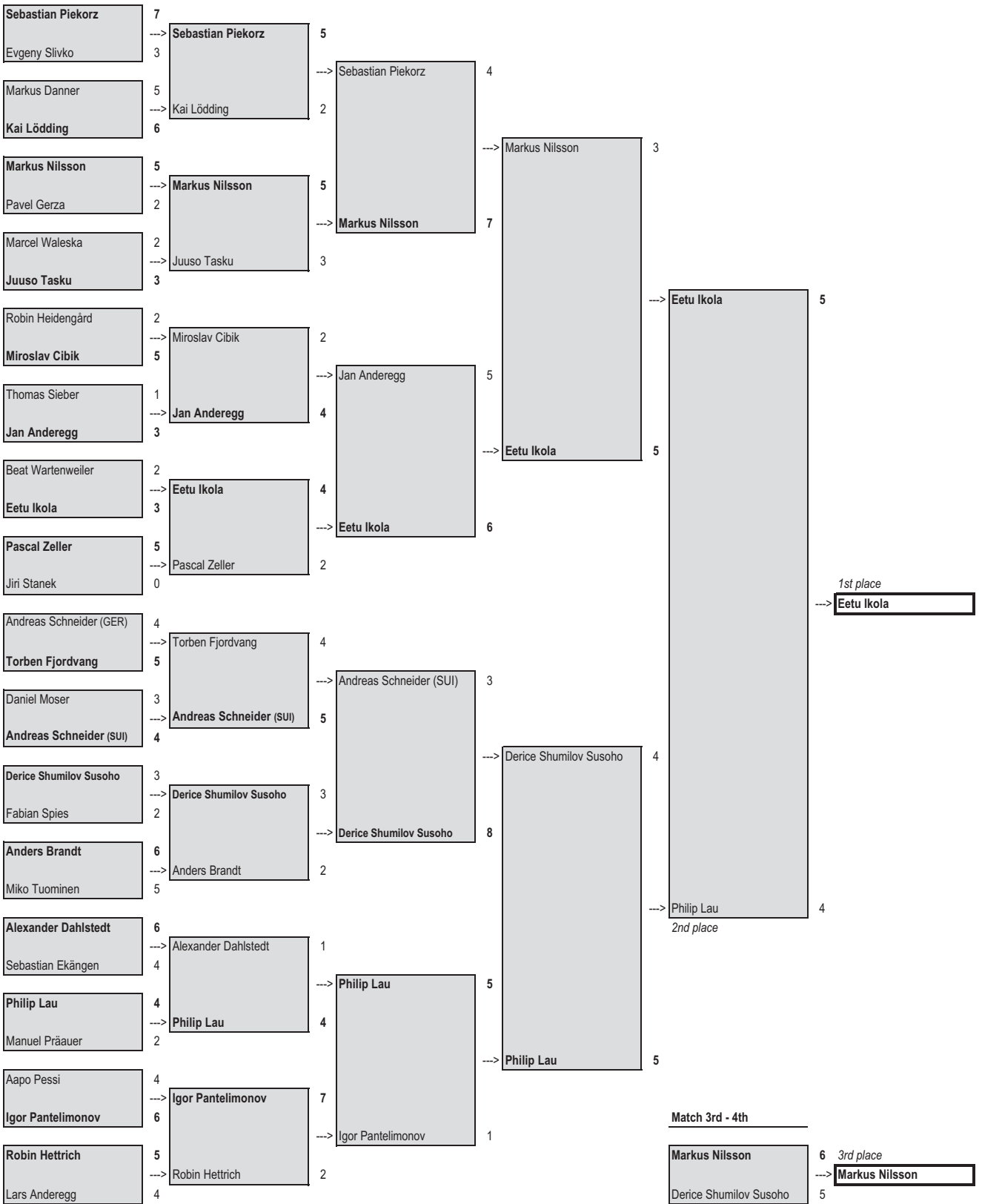
BOYS

Rank	St.no.	Name	Country	F1	M2	Sum	F3	Sum	M4	Sum	F5	Sum	M6	Sum	F7	Sum	M8	Sum	F9	Sum	M10	Sum	F11	Sum	M12	Sum	Total	Diff	FAvg	MAvg	Avg
37	58	Radvan Struhar	SVK	32	27	59	32	91	22	113	32	145	25	170	36	206	22	228	31	259	20	279	163	116	279	12	32,600	23,200	27,900		
38	45	Dmitry Bogachuk	RUS	38	25	63	35	98	20	118	33	151	25	176	30	206	23	229	28	257	24	281	164	117	281	15	32,800	23,400	28,100		
39	8	Adam Dolezalek	CZE	35	23	58	31	89	21	110	27	137	24	161	36	197	25	222	36	258	27	285	165	120	285	15	33,000	24,000	28,500		
40	54	Sven Jürgens	SUI	31	21	52	35	87	21	108	33	141	24	165	41	206	21	227	37	264	23	287	177	110	287	13	35,400	22,000	28,700		
41	7	Mathias Machatschek	AUT	37	25	62	34	96	21	117	29	146	22	168	38	206	22	228	36	264	24	288	174	114	288	13	34,800	22,800	28,800		
42	15	Mark Karlsen	DEN	33	26	59	30	89	23	112	37	149	26	175	33	208	24	232	35	267	22	289	168	121	289	11	33,600	24,200	28,900		
43	55	Daniel Kraviansky	SVK	35	23	58	34	92	27	119	36	155	24	179	31	210	22	232	36	268	23	291	172	119	291	10	34,400	23,800	29,100		
44	9	Ondrej Skaloud	CZE	37	24	61	33	94	21	115	35	150	30	180	31	211	21	232	35	267	24	291	171	120	291	15	34,200	24,000	29,100		
45	18	Miklas Tuominen	FIN	33	23	56	35	91	26	117	32	149	24	173	35	208	23	231	36	267	25	292	171	121	292	7	34,200	24,200	29,200		
46	10	Matej Novak	CZE	43	25	68	39	107	21	128	32	160	22	182	30	212	20	232	39	271	21	292	183	109	292	18	36,600	21,800	29,200		
47	33	Youri Bottenberg	NED	37	28	65	42	107	25	132	31	163	23	186	28	214	26	240	30	270	23	293	168	125	293	19	33,600	25,000	29,300		
48	59	Marco Grof	SVK	38	26	64	32	96	26	122	29	151	26	177	39	216	24	240	33	273	23	296	171	125	296	13	34,200	25,000	29,600		
49	44	Nikita Nasonov	RUS	30	26	56	37	93	24	117	36	153	26	179	36	215	23	238	35	273	26	299	174	125	299	10	34,800	25,000	29,900		
50	42	Sergey Alexseenko	RUS	35	27	62	31	93	24	117	32	149	23	172	46	218	26	244	36	280	19	299	180	119	299	23	36,000	23,800	29,900		
51	11	Radek Dolezel	CZE	40	24	64	38	102	25	127	36	163	22	185	38	223	21	244	34	278	23	301	186	115	301	10	37,200	23,000	30,100		
52	43	Georgy Lazarev	RUS	46	23	69	36	105	21	126	32	158	23	181	38	219	21	240	36	276	25	301	188	113	301	18	37,600	22,600	30,100		
53	38	Joao Oliveira	POR	31	25	56	42	98	28	126	35	161	21	182	35	217	27	244	34	278	25	303	177	126	303	0	35,400	25,200	30,300		
54	47	Jurii Giadukian	RUS	38	30	68	35	103	25	128	41	169	23	192	32	224	21	245	36	281	22	303	182	121	303	0	36,400	24,200	30,300		
55	14	Adam Rous	CZE	36	30	66	35	101	26	127	39	166	24	190	31	221	24	245	37	282	23	305	178	127	305	15	35,600	25,400	30,500		
56	37	Andre Ferreira	POR	39	25	64	44	108	23	131	39	170	25	195	39	234	24	258	35	293	23	316	196	120	316	11	39,200	24,000	31,600		
57	57	Jan Masarik	SVK	35	22	57	42	99	27	126	33	159	32	191	43	234	23	257	34	291	29	320	187	133	320	20	37,400	26,600	32,000		
58	29	Roland Angyal	HUN	38	36	74	37	111	25	136	35	171	30	201	35	236	24	260	38	298	25	323	183	140	323	15	36,600	28,000	32,300		
59	36	Tiago Bastos	POR	37	28	65	37	102	23	125	40	165	29	194	41	235	25	260	48	308	26	334	203	131	334	4	40,600	26,200	33,400		
60	30	Kristof Somogyi	HUN	39	27	66	50	116	24	140	35	175	29	204	48	252	30	282	42	324	24	348	214	134	348	21	42,800	26,800	34,800		
61	40	Joao Neto	POR	55	31	86	37	123	29	152	37	189	29	218	34	252	29	281	45	326	28	354	208	146	354	24	41,600	29,200	35,400		
62	32	Vullnet Mustafa	KOS	41	29	70	46	116	40	156	42	198	26	224	41	265	25	290	46	336	25	361	216	145	361	20	43,200	29,000	36,100		
63	31	Taha Molaei Karandagh	IRI	43	33	76	35	111	39	150	45	195	30	225	43	268	30	298	44	342	27	369	210	159	369	22	42,000	31,800	36,900		
64	56	Dominik Majcher	SVK	47	24	71	44	115	27	142	51	193	29	222	43	265	34	299	41	340	33	373	226	147	373	7	45,200	29,400	37,300		
65	35	Joao Caravana	POR	40	33	73	37	110	29	139	37	176	32	208	48	256	31	287	53	340	37	377	215	162	377	24	43,000	32,400	37,700		
66	39	Josee Ferreira	POR	60	29	89	51	140	28	168	54	222	36	258	38	296	28	324	37	361	27	388	240	148	388	32	48,000	29,600	38,800		
67	34	Jose Lobao	POR	47	35	82	49	131	29	160	49	209	27	236	58	294	33	327	54	381	28	409	257	152	409	19	51,400	30,400	40,900		

INDIVIDUAL MATCHPLAY CHAMPIONSHIPS

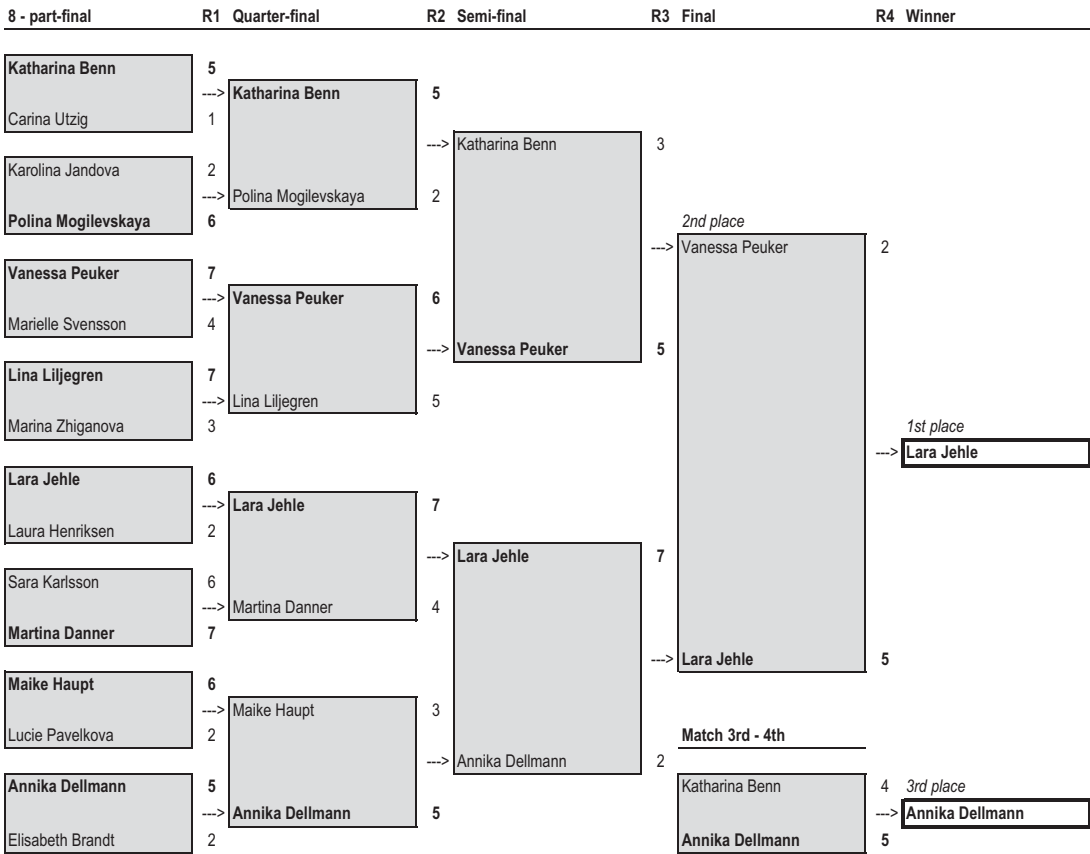
BOYS

16 - part-final R1 8 - part-final R2 Quarter-final R3 Semi-final R4 Final R5 Winner



INDIVIDUAL MATCHPLAY CHAMPIONSHIPS

GIRLS



INDIVIDUAL RANKING MATCHPLAY

YOUTH GIRLS

Rank	St.no.	Name	Country
1.	10	Lara Jehle	AUT
2.	112	Vanessa Peuker	GER
.	111	Annika Dellmann	GER
4.	110	Katharina Benn	GER
5.	123	Lina Liljegren	SWE
6.	113	Maike Haupt	GER
7.	120	Polina Mogilevskaya	RUS
8.	102	Martina Danner	AUT
9.	124	Sara Karlsson	SWE
10.	105	Karolina Jandova	CZE
11.	107	Lucie Pavelkova	CZE
12.	122	Marielle Svensson	SWE
13.	118	Marina Zhiganova	RUS
14.	109	Laura Henriksen	DEN
15.	125	Elisabeth Brandt	SWE
16.	101	Carina Utzig	AUT

YOUTH BOYS

Rank	St.no.	Name	Country
1.	20	Eetu Ikola	FIN
2.	25	Philip Lau	GER
.	62	Markus Nilsson	SWE
4.	61	Derice Shumilov Susoho	SWE
5.	24	Sebastian Piekorz	GER
6.	46	Igor Pantelimonov	RUS
7.	52	Andreas Schneider	SUI
8.	49	Jan Anderegg	SUI
9.	27	Robin Hettrich	GER
10.	28	Pascal Zeller	GER
11.	63	Anders Brandt	SWE
12.	65	Alexander Dahlstedt	SWE
13.	53	Kai Lödding	SUI
14.	21	Juuso Tasku	FIN
15.	60	Miroslav Cibik	SVK
16.	16	Torben Fjordvang	DEN
17.	23	Andreas Schneider	GER
18.	64	Robin Heideng rd	SWE
19.	26	Marcel Waleska	GER
20.	22	Thomas Sieber	GER
21.	48	Beat Wartenweiler	SUI
22.	50	Daniel Moser	SUI
23.	19	Aapo Pessi	FIN
24.	1	Markus Danner	AUT
25.	5	Fabian Spies	AUT
26.	6	Manuel Pr auer	AUT
27.	12	Pavel Gerza	CZE
28.	66	Sebastian Ek ngen	SWE
29.	17	Miko Tuominen	FIN
30.	13	Jiri Stanek	CZE
31.	51	Lars Anderegg	SUI
32.	41	Evgeny Slivko	RUS

Hauptsponsor:

Fun-Sports
www.fun-sports-germany.com



Weltmeisterschaften Bad Münde UG (haftungsbeschränkt)

PARTICIPANTS

	Boys	Girls	Coaches/Officials
AUSTRIA 	Fabian Spies Markus Danner Manuel Flicker Philip Leichtfried Mathias Machatschek Manuel Präauer Julian Weibold	Martina Danner Stefanie Emich Lara Jehle Carina Utzig	Michael Brünner Mathias Jagschitz Michael Riegler Philipp Riegler Rupert Westenthaler
CHECH REPUBLIC 	Adam Rous Ondřej Škaloud Adam Doležálek Radek Doležel Pavel Gerža Matěj Novák Jiří Staněk	Alena Doleželová Ema Blažková Karolina Jandová Lucie Pavelková	Ivan Doležel Radek Doležel Ondřej Mlčoch
DENMARK 	Torben Fjordvang Mark Karlsen	Laura Henriksen	Ole Hansen Vincent Huus
FINLAND 	Eetu Ikola Aapo Pessi Juuso Tasku Miklas Tuominen Miko Tuominen		Pasi Aho Aki Sillman Oskari Vihervaara
GERMANY 	Robin Hettrich Philip Lau Sebastian Piekorz Andreas Schneider Thomas Sieber Marcel Waleska Pascal Zeller	Maïke Haupt Katharina Benn Annika Dellmann Vanessa Peuker	Nils Bühring Lars Greiffendorf Timo Greiffendorf Michael Löhr Matthias Reiche Bernd Szablikowski Petra Szablikowski
HUNGARY 	Kristóf Somogyi Roland Angyal	Kinga Szekreta' r	Attila Angyal Ja' nos Bede Dr. Nimro' d Mark Gombkötö
IRAN 	Taha Molaei Karandagh		Mehrdad Kaboli Arash Pooyanmehr

WMF GOLD SPONSORS



Mit freundlicher Unterstützung von:










Hauptsponsor:

Fun-Sports
www.fun-sports-germany.com



Weltmeisterschaften Bad Münde UG (haftungsbeschränkt)

	Boys	Girls	Coaches/Officials
KOSOVO 	Vullnet Mustafa		Lavdim Zylfiu
NETHERLANDS 	Youri Bottenberg		Huub Bottenberg
PORTUGAL 	Tiago Bastos José Lobão João Neto João Caravana André Ferreira José Ferreira João Oliveira	Luisa Lobão Sílvia Oliveira Amara Silva	Aniceto Fernandes Tiago Fernandes Antonio Lobão Augusto Rocha Maria Rocha Domingos Silva
RUSSIA 	Evgeny Slivko Sergey Alexseenko Dmitry Bogachuk Jurii Giadukian Georgy Lazarev Nikita Nasonov Igor Pantelimonov	Polina Mogilevskaya Maria Zhidkova Marina Zhiganova	Christian Adler Tatiana Chesnova Maria Milovidova
SWITZERLAND 	Lars Anderegg Jan Anderegg Sven Jürgens Kai Lödding Daniel Moser Andreas Schneider Beat Wartenweiler	Nadine Jürgens	Urs Schmid Esther Wicki Raphael Wietlisbach Gerhard Zuberbühler
SLOVAKIA 	Miroslav Cibik Marco Grof Daniel Kraviansky Dominik Majcher Jan Masarik Radovan Struhar		Jakub Kalnik Lubomir Zontag
SWEDEN 	Anders Brandt Alexander Dahlstedt Sebastian Ekängen Robin Heidengård Tom Karlsson-Forsberg Markus Nilsson Derice Shumilov Susoho	Elisabeth Brandt Sara Karlsson Lina Liljegen Svensson Marielle	Lars Broddevall Daniel Johansson Sebastian Mårtensson John Widlert Anton Wikensten

WMF GOLD SPONSORS



Mit freundlicher Unterstützung von:

