



WMF Gold Sponsors

Youth European Championships 2013

Updated: 2013-08-10 07:59

Get new pages automatically

By the decision of the jury, unanimously supported by the opinion of the teams, the final of individual stroke play championships will start at 15:30, to avoid playing in the most severe afternoon heat.

VERBAL ADMONITIONS














ROUND	LANE	NUM	NAME	NATION	REASON
2	14	136	Ondrej MYSAK	CZE	Time
3	13	115	Carolina LARSSON	SWE	Time
3	15	119	Anna RUMMELIN	GER	Time
4	4	145	Thomas SIEBER	GER	Time
5	18	137	Ondrej SKALOUD	CZE	Chain calls
5	16	144	Sebastian PIEKORZ	GER	Chain calls
5	1	148	Pascal ZELLER	GER	Chain calls
5	18	162	Miroslav CIBIK	SVK	Misbehaviour
6	14	152	Fábio LIMA	POR	Misbehaviour
7	5	146	Manuel SZABLIKOWSKI	GER	Time
7	7	121	Ema BLAZKOVA	CZE	Time
7	10	122	Alena DOLEZELOVA	CZE	Time
7	13	161	Kiril TARANENKO	RUS	Rules
9	6	158	Yuri GYADUKIAN	RUS	Misbehaviour
9	9	155	Tiago BASTOS	POR	Misbehaviour
10	10	101	Martina DANNER	AUT	Time

Results Youth Female

Rank	Name	Country	F1	E2	F3	E4	F5	E6	F7	E8	F9	E10	F11	E12	FAvg	EAvg	FSum	ESum	Diff	Tot
1	Annika Dellmann	GER	31	24	33	28	34	24	32	27	36	22	35	20	33.5	24.2	201	145	13	346
2	Karolína Jandová	CZE	37	25	33	24	30	27	31	28	37	22	39	23	34.5	24.8	207	149	15	356
3	Martina Danner	AUT	33	22	34	22	35	27	40	22	35	24	39	24	36.0	23.5	216	141	12	357
4	Anna Rummelin	GER	35	25	38	26	33	24	42	25	33	24	31	24	35.3	24.7	212	148	13	360
5	Lara Jehle	AUT	40	25	42	24	39	19	39	22	34	21	33	24	37.8	22.5	227	135	15	362
6	Marielle Svensson	SWE	38	24	35	25	38	27	33	26	33	25	39	23	36.0	25.0	216	150	10	366
7	Yulia Korytina	RUS	36	21	36	26	38	26	34	26	34	24	37	28	35.8	25.2	215	151	11	366
8	Jennifer Helm	AUT	37	24	38	26	30	24	38	27	39	24	38	24	36.7	24.8	220	149	12	369
9	Vanessa Peuker	GER	37	23	35	25	38	28	42	23	36	21	36	25	37.3	24.2	224	145	14	369
10	Elisabeth Brandt	SWE	37	25	45	29	29	27	34	24	37	23			36.4	25.6	182	128	22	310
11	Katharina Benn	GER	41	25	37	25	39	23	38	24	36	27			38.2	24.8	191	124	9	315
12	Alena Dolezelová	CZE	34	22	38	28	37	25	42	24	43	27			38.8	25.2	194	126	15	320
13	Carolina Larsson	SWE	35	25	45	31	31	24	33	23	45	28			37.8	26.2	189	131	22	320
14	Maria Zhidkova	RUS	46	24	42	26	42	24	34	27	35	24			39.8	25.0	199	125	15	324
15	Jasmin Hansson	SWE	36	24	35	31	34	26	43	24	40	31			37.6	27.2	188	136	□	324
16	Polina Mogilevskaya	RUS	38	26	34	27	37	31	40	23	44	24			38.6	26.2	193	131	18	324
17	Laura Fogh	DEN	39	28	40	25	43	26	41	26	35	27			39.6	26.4	198	132	11	330
18	Nadine Jürgens	SUI	40	23	38	26	34	27	42	29	48	23			40.4	25.6	202	128	20	330
19	Ema Blazková	CZE	41	29	35	27	35	29	39	31	40	25			38.0	28.2	190	141	12	331
20	Luísa Lobão	POR	38	26	37	27	48	30	40	36	41	25			40.8	28.8	204	144	22	348
21	Sabrina Newland	AUT	35	29	38	33	41	26	50	29	54	30			43.6	29.4	218	147	26	365
22	Ana Lopes	POR	51	27	41	33	46	28	41	36	44	36			44.6	32.0	223	160	19	383
23	Amara Silva	POR	41	28	50	29	53	31	44	30	45	33			46.6	30.2	233	151	17	384
24	Tânia Monteiro	POR	36	34	55	30	51	31	53	24	49	38			48.8	31.4	244	157	33	401

Results Youth Male

Rank	Name	Country	F1	E2	F3	E4	F5	E6	F7	E8	F9	E10	F11	E12	FAvg	EAvg	FSum	ESum	Diff	Tot
1	Alexander Dahlstedt	SWE	32	24	31	25	33	23	30	21	29	23	28	22	30.5	23.0	183	138	9	321
2	Jan Anderegg	SUI	31	21	34	23	31	23	29	22	29	23	33	25	31.2	22.8	187	137	9	324
3	Marcel Waleska	GER	30	23	38	24	27	25	33	22	27	22	34	23	31.5	23.2	189	139	14	328
4	Manuel Szablowski	GER	34	26	34	26	31	22	31	25	29	23	31	21	31.7	23.8	190	143	10	333
5	Sebastian Piekorz	GER	32	23	34	23	31	24	40	24	33	20	33	19	33.8	22.2	203	133	14	336
6	Lars Anderegg	SUI	33	22	36	20	31	24	33	22	34	24	36	22	33.8	22.3	203	134	9	337
7	Sebastian Ekängen	SWE	30	23	34	24	29	24	36	25	32	26	32	22	32.2	24.0	193	144	11	337
8	Philip Lau	GER	32	23	32	25	31	22	37	24	29	21	38	23	33.2	23.0	199	138	13	337
9	Juuso Tasku	FIN	30	24	31	22	33	29	31	24	33	23	34	24	32.0	24.3	192	146	11	338
10	Thomas Sieber	GER	33	25	36	24	36	24	28	21	34	22	34	21	33.5	22.8	201	137	12	338
11	Beat Wartenweiler	SUI	39	25	33	21	31	22	33	23	34	22	34	23	34.0	22.7	204	136	12	340
12	Kai Lödging	SUI	31	23	36	25	26	26	36	21	38	22	32	26	33.2	23.8	199	143	17	342
13	Maximilian Frech	GER	35	22	32	26	37	24	31	24	30	25	38	21	33.8	23.7	203	142	13	345
14	Pavel Gerza	CZE	29	23	35	24	34	22	31	28	34	26	34	26	32.8	24.8	197	149	12	346
15	Markus Nilsson	SWE	42	26	30	21	29	23	35	25	31	25			33.4	24.0	167	120	18	287
16	Tiago Bastos	POR	40	21	28	27	36	20	33	24	33	23	41	24	35.2	23.2	211	139	20	350
17	Fabian Spies	AUT	36	28	33	23	35	22	35	24	34	22			34.6	23.8	173	119	9	292

Rank	Name	Country	F1	E2	F3	E4	F5	E6	F7	E8	F9	E10	F11	E12	FAvg	EAvg	FSum	ESum	Diff	Tot
18	Marcus Carlsson	 SWE	32	23	36	24	34	23	29	27	38	26			33.8	24.6	169	123	13	292
19	Matej Novák	 CZE	35	29	37	22	30	25	33	25	37	22			34.4	24.6	172	123	14	295
20	Philip Leichtfried	 AUT	35	29	37	26	39	22	35	25	28	22			34.8	24.8	174	124	18	298
21	Luís Silva	 POR	33	24	38	26	41	25	36	21	32	24			36.0	24.0	180	120	14	300
22	Miroslav Cibik	 SVK	42	27	30	26	33	25	37	26	28	26			34.0	26.0	170	130	16	300
23	Adam Dolezálek	 CZE	41	26	36	19	38	21	34	24	32	30			36.2	24.0	181	120	20	301
24	Pascal Zeller	 GER	37	26	34	26	36	24	38	26	32	23			35.4	25.0	177	125	9	302
25	Sergei Alekseenko	 RUS	35	23	34	22	36	27	35	25	40	25			36.0	24.4	180	122	11	302
26	Radovan Struhár	 SVK	39	25	35	25	33	25	33	22	36	29			35.2	25.2	176	126	13	302
27	Kirill Taranenko	 RUS	40	22	33	24	35	27	42	25	34	21			36.8	23.8	184	119	15	303
28	Julian Weibold	 AUT	32	23	46	25	31	26	40	26	33	21			36.4	24.2	182	121	20	303
29	Derice Shumilov Susoho	 SWE	34	24	39	21	42	24	26	25	38	30			35.8	24.8	179	124	25	303
30	Robin Heidengard	 SWE	35	25	35	22	37	22	39	24	40	25			37.2	23.6	186	118	8	304
31	Igor Pantelimonov	 RUS	40	24	36	24	35	27	35	23	37	24			36.6	24.4	183	122	9	305
32	Jirí Staněk	 CZE	35	23	44	25	34	25	38	24	36	21			37.4	23.6	187	118	14	305
33	Ondrej Skaloud	 CZE	35	30	36	21	41	26	38	28	28	22			35.6	25.4	178	127	22	305
34	Evgeny Slivko	 RUS	34	28	34	26	35	23	40	26	35	28			35.6	26.2	178	131	11	309
35	Aapo Pessi	 FIN	31	25	34	25	43	30	36	28	32	26			35.2	26.8	176	134	17	310
35	Markus Danner	 AUT	37	25	39	24	34	30	41	23	31	26			36.4	25.6	182	128	17	310
37	Torben Fjordvang	 DEN	40	27	42	27	33	22	35	23	39	23			37.8	24.4	189	122	14	311
38	Tom Karlsson Forsberg	 SWE	36	25	42	25	31	23	37	32	35	25			36.2	26.0	181	130	20	311
39	Jirí Toman	 CZE	38	27	40	25	32	23	36	26	38	28			36.8	25.8	184	129	13	313
40	Nikita Nasonov	 RUS	38	30	40	28	36	26	34	24	37	22			37.0	26.0	185	130	14	315
40	Eetu Ikola	 FIN	40	24	41	29	39	21	36	26	35	24			38.2	24.8	191	124	14	315
42	Benjamin Kreutner	 AUT	37	31	47	23	32	24	39	27	32	26			37.4	26.2	187	131	23	318
43	Yury Gyadukian	 RUS	42	25	37	29	39	26	37	26	32	26			37.4	26.4	187	132	14	319
44	André Machado	 POR	39	27	37	28	33	29	51	23	34	24			38.8	26.2	194	131	24	325
45	Angelo Friedli	 SUI	42	23	44	27	36	26	39	28	38	23			39.8	25.4	199	127	13	326
46	Per Pucher	 AUT	45	29	35	27	43	24	40	25	35	23			39.6	25.6	198	128	16	326
47	Ondrej Mysák	 CZE	46	24	34	28	34	33	40	22	36	29			38.0	27.2	190	136	23	326
48	Fábio Lima	 POR	36	32	38	28	41	27	44	25	33	23			38.4	27.0	192	135	20	327
49	Thomas Lottermoser	 AUT	38	23	44	26	38	27	42	26	39	29			40.2	26.2	201	131	12	332
50	Rui Oliveira	 POR	41	27	37	26	39	23	38	28	44	29			39.8	26.6	199	133	13	332
51	André Ferreira	 POR	45	26	45	24	43	29	38	28	38	25			41.8	26.4	209	132	12	341
52	Bernardo Silva	 POR	47	30	41	24	44	23	46	28	42	27			44.0	26.4	220	132	13	352
53	Fabian Zuberbühler	 SUI	36	37	39	33	40	29	50	27	38	26			40.6	30.4	203	152	25	355
54	Rasmus Villadsen	 DEN	47	28	52	24	48	31	38	28	37	23			44.4	26.8	222	134	23	356
55	Niclas Hansen	 DEN	50	26	47	33	46	25	47	30	39	31			45.8	29.0	229	145	19	374
56	Patrick Gois	 SUI	47	30	40	27	43	35	55	29	44	30			45.8	30.2	229	151	23	380
57	Will Donnelly	 GBR	47	34	40	29	50	25	52	34	51	29			48.0	30.2	240	151	21	391
58	Freddie Blackburn-Shaw	 GBR	51	30	48	34	47	37	45	37	46	34			47.4	34.4	237	172	13	409

TEAMS Youth Female										
--------------------	--	--	--	--	--	--	--	--	--	--




Rank	Team	R1	R2	R3	R4	R5	R6	R7	R8	Avg	Total
1	Austria	110	71	114	72	104	70	117	71	30.4	729
2	Germany	109	72	105	78	111	75	117	76	31.0	743
3	Sweden	111	73	115	85	101	80	110	74	31.2	749
4	Czech Republic	112	76	106	79	102	81	112	83	31.3	751
5	Russia	120	71	112	79	117	81	108	76	31.8	764
6	Portugal	128	89	146	92	150	90	138	90	38.5	923

1	Austria (0 substitutes)	R1	R2	R3	R4	R5	R6	R7	R8	FAvg	E Avg	Total
	Martina Danner	33	22	34	22	35	27	40	22	36.0	23.5	235
	Jennifer Helm	37	24	38	26	30	24	38	27	36.7	24.8	244
	Lara Jehle	40	25	42	24	39	19	39	22	37.8	22.5	250
		110	71	114	72	104	70	117	71	30.4		729
2	Germany (1 substitute)	R1	R2	R3	R4	R5	R6	R7	R8	FAvg	E Avg	Total
	Annika Dellmann	31	24	33	28	34	24	32	27	33.5	24.2	233
	Katharina Benn	41	25	37	25	39	23	38	24	38.2	24.8	252
	Vanessa Peuker	37	23	35	25	38	28	19 7 o		37.3	24.2	205
	Anna Rummelin							28 11 i	25	35.3	24.7	53
		109	72	105	78	111	75	117	76	31.0		743
3	Sweden (0 substitutes)	R1	R2	R3	R4	R5	R6	R7	R8	FAvg	E Avg	Total
	Jasmin Hansson	36	24	35	31	34	26	43	24	37.6	27.2	253
	Marielle Svensson	38	24	35	25	38	27	33	26	36.0	25.0	246
	Elisabeth Brandt	37	25	45	29	29	27	34	24	36.4	25.6	250
		111	73	115	85	101	80	110	74	31.2		749
4	Czech Republic (0 substitutes)	R1	R2	R3	R4	R5	R6	R7	R8	FAvg	E Avg	Total
	Karolína Jandová	37	25	33	24	30	27	31	28	34.5	24.8	235
	Ema Blazková	41	29	35	27	35	29	39	31	38.0	28.2	266
	Alena Dolezelová	34	22	38	28	37	25	42	24	38.8	25.2	250
		112	76	106	79	102	81	112	83	31.3		751
5	Russia (0 substitutes)	R1	R2	R3	R4	R5	R6	R7	R8	FAvg	E Avg	Total
	Yulia Korytina	36	21	36	26	38	26	34	26	35.8	25.2	243
	Polina Mogilevskaya	38	26	34	27	37	31	40	23	38.6	26.2	256
	Maria Zhidkova	46	24	42	26	42	24	34	27	39.8	25.0	265
		120	71	112	79	117	81	108	76	31.8		764
6	Portugal (0 substitutes)	R1	R2	R3	R4	R5	R6	R7	R8	FAvg	E Avg	Total
	Amara Silva	41	28	50	29	53	31	44	30	46.6	30.2	306
	Ana Lopes	51	27	41	33	46	28	41	36	44.6	32.0	303
	Tânia Monteiro	36	34	55	30	51	31	53	24	48.8	31.4	314
		128	89	146	92	150	90	138	90	38.5		923

TEAMS Youth Male

Rank	Team	R1	R2	R3	R4	R5	R6	R7	R8	Avg	Total
1	Germany	196	142	206	148	193	141	200	140	28.5	1366
2	Sweden	205	145	205	137	204	139	195	147	28.7	1377
3	Czech Republic	213	158	228	136	209	142	210	155	30.2	1451
4	Switzerland	223	144	223	143	198	156	225	145	30.4	1457
5	Russia	229	152	214	153	216	156	223	149	31.1	1492
6	Austria	223	157	234	151	220	151	233	149	31.6	1518
7	Portugal	234	157	223	159	233	153	240	149	32.3	1548

Rank	Team (0 substitutes)	R1	R2	R3	R4	R5	R6	R7	R8	FAvg	EAvg	Total
1	Germany (0 substitutes)											
	Manuel Szablikowski	34	26	34	26	31	22	31	25	31.7	23.8	229
	Sebastian Piekorz	32	23	34	23	31	24	40	24	33.8	22.2	231
	Maximilian Frech	35	22	32	26	37	24	31	24	33.8	23.7	231
	Philip Lau	32	23	32	25	31	22	37	24	33.2	23.0	226
	Marcel Waleska	30	23	38	24	27	25	33	22	31.5	23.2	222
	Thomas Sieber	33	25	36	24	36	24	28	21	33.5	22.8	227
		196	142	206	148	193	141	200	140	28.5		1366
2	Sweden (0 substitutes)											
	Derice Shumilov Susoho	34	24	39	21	42	24	26	25	35.8	24.8	235
	Marcus Carlsson	32	23	36	24	34	23	29	27	33.8	24.6	228
	Markus Nilsson	42	26	30	21	29	23	35	25	33.4	24.0	231
	Robin Heidengard	35	25	35	22	37	22	39	24	37.2	23.6	239
	Alexander Dahlstedt	32	24	31	25	33	23	30	21	30.5	23.0	219
	Sebastian Ekängen	30	23	34	24	29	24	36	25	32.2	24.0	225
		205	145	205	137	204	139	195	147	28.7		1377
3	Czech Republic (2 substitutes)											
	Adam Dolezálek	41	26	36	19	38	21	34	24	36.2	24.0	239
	Ondrej Skaloud	35	30	36	21	41	26	38	28	35.6	25.4	255
	Matej Novák	35	29	37	22	30	25	33	25	34.4	24.6	236
	Jirí Toman	38	27	40	25	32	23	36	26	36.8	25.8	247
	Pavel Gerza	29	23	35	24	34	22	31	28	32.8	24.8	226
	Jirí Staněk	35	23	44	25	34	25	23 10 o	23 17 i	37.4	23.6	232
	Ondrej Mysák							15 9 i	1 1 o	38.0	27.2	16
		213	158	228	136	209	142	210	155	30.2		1451
4	Switzerland (2 substitutes)											
	Beat Wartenweiler	39	25	33	21	31	22	33	23	34.0	22.7	227
	Lars Anderegg	33	22	36	20	31	24	33	22	33.8	22.3	221
	Patrick Gois	47	30	40	27	43	35	13 3 o	28 17 i	45.8	30.2	263
	Angelo Friedli	42	23	44	27	36	26	39	28	39.8	25.4	265
	Jan Anderegg	31	21	34	23	31	23	29	22	31.2	22.8	214
	Kai Lödding	31	23	36	25	26	26	36	21	33.2	23.8	224
	Fabian Zuberbühler							42 15 i	1 1 o	40.6	30.4	43
		223	144	223	143	198	156	225	145	30.4		1457

5	 Russia (0 substitutes)	R1	R2	R3	R4	R5	R6	R7	R8	FAvg	EAvg	Total
	Evgeny Slivko	34	28	34	26	35	23	40	26	35.6	26.2	246
	Nikita Nasonov	38	30	40	28	36	26	34	24	37.0	26.0	256
	Igor Pantelimonov	40	24	36	24	35	27	35	23	36.6	24.4	244
	Sergei Alekseenko	35	23	34	22	36	27	35	25	36.0	24.4	237
	Kirill Taranenko	40	22	33	24	35	27	42	25	36.8	23.8	248
	Yury Gyadukian	42	25	37	29	39	26	37	26	37.4	26.4	261
		229	152	214	153	216	156	223	149	31.1		1492
6	 Austria (0 substitutes)	R1	R2	R3	R4	R5	R6	R7	R8	FAvg	EAvg	Total
	Markus Danner	37	25	39	24	34	30	41	23	36.4	25.6	253
	Philip Leichtfried	35	29	37	26	39	22	35	25	34.8	24.8	248
	Thomas Lottermoser	38	23	44	26	38	27	42	26	40.2	26.2	264
	Julian Weibold	32	23	46	25	31	26	40	26	36.4	24.2	249
	Fabian Spies	36	28	33	23	35	22	35	24	34.6	23.8	236
	Per Pucher	45	29	35	27	43	24	40	25	39.6	25.6	268
		223	157	234	151	220	151	233	149	31.6		1518
7	 Portugal (0 substitutes)	R1	R2	R3	R4	R5	R6	R7	R8	FAvg	EAvg	Total
	Rui Oliveira	41	27	37	26	39	23	38	28	39.8	26.6	259
	André Ferreira	45	26	45	24	43	29	38	28	41.8	26.4	278
	André Machado	39	27	37	28	33	29	51	23	38.8	26.2	267
	Luís Silva	33	24	38	26	41	25	36	21	36.0	24.0	244
	Fábio Lima	36	32	38	28	41	27	44	25	38.4	27.0	271
	Tiago Bastos	40	21	28	27	36	20	33	24	35.2	23.2	229
		234	157	223	159	233	153	240	149	32.3		1548

Matchplay Junior men

16 - part-final	R1	8 - part-final	R2	Quarter-final	R3	Semi-final	R4	Final	R5 Rang
SUI Jan Anderegg CZE Ondrej Skaloud	3 4	CZE Ondrej Skaloud	5	CZE Ondrej Skaloud	3	GER Pascal Zeller	3	GER Pascal Zeller	1
SWE Markus Nilsson AUT Fabian Spies	5 3	SWE Markus Nilsson	4						
GER Beat Wartenweiler GER Pascal Zeller	3 4	GER Pascal Zeller	4	GER Pascal Zeller	6	SUI Kai Lödding	3	GER Pascal Zeller	1
SWE Sebastian Ekängen RUS Sergei Alekseenko	7 1	SWE Sebastian Ekängen	1						
SUI Lars Anderegg AUT Julian Weibold	2 3	AUT Julian Weibold	2	SUI Kai Lödding	3	SUI Kai Lödding	3	GER Pascal Zeller	1
SUI Kai Lödding POR Luís Silva	6 6	SUI Kai Lödding	4						
POR Tiago Bastos AUT Philip Leichtfried	7 5	POR Tiago Bastos	3	GER Philip Lau	3	SUI Kai Lödding	3	GER Pascal Zeller	1
GER Philip Lau SWE Derice Shumilov Susoho	5 2	GER Philip Lau	6						
GER Marcel Waleska SWE Robin Heidengard	3 6	SWE Robin Heidengard	3	GER Maximilian Frech	5	GER Maximilian Frech	5	GER Maximilian Frech	6
GER Maximilian Frech CZE Matej Novák	5 5	GER Maximilian Frech	5						
GER Sebastian Piekorz SVK Miroslav Cibik	5 2	GER Sebastian Piekorz	3	FIN Juuso Tasku	4	GER Maximilian Frech	5	GER Maximilian Frech	6
FIN Juuso Tasku RUS Kirill Taranenko	7 2	FIN Juuso Tasku	4						
GER Manuel Szablikowski SVK Radovan Struhár	5 1	GER Manuel Szablikowski	4	GER Manuel Szablikowski	7	GER Manuel Szablikowski	4	GER Maximilian Frech	6
SUI Thomas Sieber CZE Adam Dolezálek	4 3	SUI Thomas Sieber	2						
CZE Pavel Gerza SWE Marcus Carlsson	5 1	CZE Pavel Gerza	4	CZE Pavel Gerza	7	GER Manuel Szablikowski	4	GER Maximilian Frech	6
SWE Alexander Dahlstedt CZE Jirí Stanék	4 6	CZE Jirí Stanék	2						

- 1 GER **Maximilian Frech**
- 2 GER **Pascal Zeller**
- 3 SUI **Kai Lödding**
- 4 GER Manuel Szablikowski
- 5 GER Philip Lau
- 6 FIN Juuso Tasku
- 7 CZE Pavel Gerza
- 8 CZE Ondrej Skaloud
- 9 SWE Sebastian Ekängen
- 10 GER Thomas Sieber
- 11 GER Sebastian Piekorz
- 12 POR Tiago Bastos
- 13 SWE Markus Nilsson
- 14 AUT Julian Weibold
- 15 SWE Robin Heidengard
- 16 CZE Jirí Stanék
- 17 SUI Jan Anderegg
- 18 SWE Alexander Dahlstedt
- 19 GER Marcel Waleska
- 20 SUI Lars Anderegg
- 21 SUI Beat Wartenweiler
- 22 AUT Fabian Spies
- 23 SWE Marcus Carlsson
- 24 CZE Matej Novák
- 25 AUT Philip Leichtfried
- 26 POR Luís Silva
- 27 SVK Miroslav Cibik
- 28 CZE Adam Dolezálek
- 29 RUS Sergei Alekseenko
- 30 SVK Radovan Struhár
- 31 RUS Kirill Taranenko
- 32 SWE Derice Shumilov Susoho

3:rd - 4:th

SUI Kai Lödding	5
GER Manuel Szablikowski	1

Matchplay Junior women

8 - part-final		R1	Quarter-final		R2	Semi-final		R3	Final	R4	
GER Annika Dellmann	4	GER Annika Dellmann	4	AUT Jennifer Helm	7	RUS Yulia Korytina	0	RUS Yulia Korytina	0		
RUS Polina Mogilevskaya	4										
AUT Jennifer Helm	5	AUT Jennifer Helm	6								
GER Vanessa Peuker	4										
SWE Marielle Svensson	5	SWE Marielle Svensson	3							RUS Yulia Korytina	7
CZE Alena Dolezelová	1										
RUS Yulia Korytina	3	RUS Yulia Korytina	6	CZE Karolína Jandová	7	CZE Karolína Jandová	6				
SWE Carolina Larsson	3										
CZE Karolína Jandová	5	CZE Karolína Jandová	5								
RUS Maria Zhidkova	5										
GER Anna Rummelin	4	GER Katharina Benn	2					SWE Elisabeth Brandt	6		
GER Katharina Benn	6										
AUT Lara Jehle	4	SWE Elisabeth Brandt	4								
SWE Elisabeth Brandt	4										
AUT Martina Danner	6	AUT Martina Danner	3								
SWE Jasmin Hansson	2										

Rang	
1	CZE Karolína Jandová
2	RUS Yulia Korytina
3	SWE Elisabeth Brandt
4	AUT Jennifer Helm
5	GER Annika Dellmann
6	AUT Martina Danner
7	SWE Marielle Svensson
8	GER Katharina Benn
9	GER Anna Rummelin
10	AUT Lara Jehle
11	GER Vanessa Peuker
12	CZE Alena Dolezelová
13	SWE Carolina Larsson
14	RUS Maria Zhidkova
15	SWE Jasmin Hansson
16	RUS Polina Mogilevskaya

3:rd - 4:th

AUT Jennifer Helm	3
SWE Elisabeth Brandt	7