



International Feltgolf Match Děčín

23rd - 24th March 2013

S-Centrum / Ústecká 10 / 405 02 Děčín V-Rozbělesy / Czech Republic
System Feltgolf

Result list

Head referee:	Libor Vančura	Czech Republic
Referee:	Franz Berger Dieter Kaufmann	Austria Italy
Jury:	Günter Schwarz Dagmar Hirschmannova	Germany Czech Republic
Penalties:	Maria Fuschlberger (AUT): round 3 lane 18, A for wrong scorekeeping Silvia Haller (GER): round 3 lane 18, A for wrong scorekeeping Robert Kullick (GER): round 4 lane 18, A for wrong scorekeeping Francesco De Nardi (ITA): round 4 lane 18, A for wrong scorekeeping Robert Hybner (CZE): round 4 lane 18, A for wrong scorekeeping Hans Rolf Wageck (GER): round 4 lane 18, A for wrong scorekeeping	
Specials:	Due to time reasons 7th round was cancelled.	

Team results

































Rank	Name	R1	R2	R3	R4	R5	R6	R7	Total	Average
1	Czech Republic 1									
	Libor Vančura	28	33	32	34	31	30		188	31,333
	Bohumil Pokorný	28	28	28	29	33	29		175	29,167
	Dagmar Hirschmannova	38	38	28	30	33	35		202	33,667
	Josef Vozár	30	24	29	30	27	33		173	28,833
	Robert Hybner	33	29	27	34	36	26		185	30,833
		119	114	112	123	124	118		710	29,583
2	Germany 1									
	Udo Rathje	31	33	31	27	38	32		192	32,000
	Norbert Conrad	34	33	29	31	33	34		194	32,333
	Petra Simanowski	36	42	41	34	36	34		223	37,167
	Michael Müller	36	32	31	25	27	34		185	30,833
	Hans Rolf Wageck	36	28	31	28	32	33		188	31,333
		137	126	122	111	128	133		757	31,542
3	Austria 1									
	Franz Berger	33	32	38	36	42	29		210	35,000
	Herbert Bäk	28	30	28	27	29	29		171	28,500
	Maria Fuschlberger	29	35	27	31	27	29		178	29,667
	Karl Lakos	33	41	34	32	29	30		199	33,167
		123	138	127	126	127	117		758	31,583
4	Germany 2									
	Robert Kullick	31	29	33	31	32	29		185	30,833
	Günter Schwarz	33	32	39	27	27	30		188	31,333
	Silvia Haller	38	33	31	35	31	37		205	34,167
	Karl-Heinz Gerwert	36	38	33	39	31	33		210	35,000
	Uwe Ludwig	34	35	29	35	30	34		197	32,833
		134	129	126	128	119	126		762	31,750
5	Czech Republic 2									
	Miroslavá Komadova	36	37	33	35	44	38		223	37,167
	Jaroslav Řehák	36	36	38	32	39	28		209	34,833
	Ladislav Švihel	35	39	29	31	42	38		214	35,667
	Jan Metyš	30	32	34	30	28	32		186	31,000
	Zdeněk Andr	35	37	30	31	39	28		200	33,333
		136	142	126	124	148	126		802	33,417
6	Italy									
	Francesco De Nardi	32	37	36	35	43	38		221	36,833
	Antonella Flamini	33	32	34	42	34	30		205	34,167
	Dieter Kaufmann	33	34	35	35	34	40		211	35,167
	Francesco Leuci	32	32	29	33	32	27		185	30,833
	Daniele Rabbi	45	41	40	31	39	47		243	40,500
		130	135	134	134	139	135		807	33,625

Team results











Rank	Name	R1	R2	R3	R4	R5	R6	R7	Total	Average
7	Germany 3									
	Hajo Lohbrandt	31	34	37	32	38	29		201	33,500
	Ute Rothermel	34	42	37	32	39	35		219	36,500
	Frauke Eilts	41	33	34	32	27	39		206	34,333
	Heinz Höferlin	35	38	40	35	32	28		208	34,667
	Joachim Eichhorn	31	39	32	36	39	35		212	35,333
		131	144	140	131	136	127		809	33,708
8	Austria 2									
	Reinhard Schuster	36	31	30	27	30	36		190	31,667
	Anton Ploner	30	32	34	27	37	36		196	32,667
	Johanna Knotzer	29	32	41	35	40	38		215	35,833
	Jürgen Juriatti	31	40	32	37	40	37		217	36,167
		126	135	137	126	147	147		818	34,083
9	Austria 3									
	Horst Brandstetter	35	32	33	33	29	38		200	33,333
	Regine Heschl	32	31	36	34	38	35		206	34,333
	Peter Draxler	33	30	32	30	40	36		201	33,500
	Paul Heschl	43	39	37	33	30	32		214	35,667
		143	132	138	130	137	141		821	34,208

Individual results

Seniors male

Rank	Name	Nation	R1	R2	R3	R4	R5	R6	R7	Total	Diff.	Average
1	Herbert Bäk	 AUT	28	30	28	27	29	29		28,500	3	171
2	Josef Vozár	 CZE	30	24	29	30	27	33		28,833	9	173
3	Bohumil Pokorný	 CZE	28	28	28	29	33	29		29,167	5	175
4	Robert Kullick	 GER	31	29	33	31	32	29		30,833	4	185
5	Francesco Leuci	 ITA	32	32	29	33	32	27		30,833	6	185
6	Robert Hybner	 CZE	33	29	27	34	36	26		30,833	10	185
7	Michael Müller	 GER	36	32	31	25	27	34		30,833	11	185
8	Jan Metyš	 CZE	30	32	34	30	28	32		31,000	6	186
9	Libor Vančura	 CZE	28	33	32	34	31	30		31,333	6	188
10	Hans Rolf Wageck	 GER	36	28	31	28	32	33		31,333	8	188
11	Günter Schwarz	 GER	33	32	39	27	27	30		31,333	12	188
12	Reinhard Schuster	 AUT	36	31	30	27	30	36		31,667	9	190
13	Udo Rathje	 GER	31	33	31	27	38	32		32,000	11	192
14	Norbert Conrad	 GER	34	33	29	31	33	34		32,333	5	194
15	Anton Ploner	 AUT	30	32	34	27	37	36		32,667	10	196
16	Uwe Ludwig	 GER	34	35	29	35	30	34		32,833	6	197
17	Karl Lakos	 AUT	33	41	34	32	29	30		33,167	12	199
18	Horst Brandstetter	 AUT	35	32	33	33	29	38		33,333	9	200
19	Zdeněk Andr	 CZE	35	37	30	31	39	28		33,333	11	200
20	Hajo Lohbrandt	 GER	31	34	37	32	38	29		33,500	9	201
21	Peter Draxler	 AUT	33	30	32	30	40	36		33,500	10	201
22	Heinz Höferlin	 GER	35	38	40	35	32	28		34,667	12	208
23	Jaroslav Řehák	 CZE	36	36	38	32	39	28		34,833	11	209
24	Karl-Heinz Gerwert	 GER	36	38	33	39	31	33		35,000	8	210
25	Franz Berger	 AUT	33	32	38	36	42	29		35,000	13	210
26	Dieter Kaufmann	 ITA	33	34	35	35	34	40		35,167	7	211
27	Joachim Eichhorn	 GER	31	39	32	36	39	35		35,333	8	212
28	Paul Heschl	 AUT	43	39	37	33	30	32		35,667	13	214
29	Ladislav Švihel	 CZE	35	39	29	31	42	38		35,667	13	214
30	Jürgen Juriatti	 AUT	31	40	32	37	40	37		36,167	9	217
31	Francesco De Nardi	 ITA	32	37	36	35	43	38		36,833	11	221
32	Daniele Rabbi	 ITA	45	41	40	31	39	47		40,500	16	243

Seniors female

Rank	Name	Nation	R1	R2	R3	R4	R5	R6	R7	Total	Diff.	Average
1	Maria Fuschlberger	 AUT	29	35	27	31	27	29		29,667	8	178
2	Dagmar Hirschmannova	 CZE	38	38	28	30	33	35		33,667	10	202
3	Silvia Haller	 GER	38	33	31	35	31	37		34,167	7	205
4	Antonella Flamini	 ITA	33	32	34	42	34	30		34,167	12	205
5	Regine Heschl	 AUT	32	31	36	34	38	35		34,333	7	206
6	Frauke Eilts	 GER	41	33	34	32	27	39		34,333	14	206
7	Johanna Knotzer	 AUT	29	32	41	35	40	38		35,833	12	215
8	Ute Rothermel	 GER	34	42	37	32	39	35		36,500	10	219
9	Petra Simanowski	 GER	36	42	41	34	36	34		37,167	8	223
10	Miroslavá Komadova	 CZE	36	37	33	35	44	38		37,167	11	223

International Feltgolf Match Děčín

23rd - 24th March 2013
S-Centrum / Ústecká 10 / 405 02 Děčín V-Rozbělesy / Czech Republic

Team statistic

	1	2	3	4	5	6	7	8	9	10	11	12	13	14	15	16	17	18
Czech Republic 1	46 1,917	47 1,958	35 1,458	50 2,083	39 1,625	33 1,375	42 1,750	24 1,000	27 1,125	31 1,292	35 1,458	31 1,292	43 1,792	40 1,667	42 1,750	41 1,708	48 2,000	56 2,333
Germany 1	49 2,042	47 1,958	46 1,917	46 1,917	36 1,500	43 1,792	42 1,750	27 1,125	39 1,625	30 1,250	41 1,708	30 1,250	40 1,667	56 2,333	41 1,708	32 1,333	54 2,250	58 2,417
Austria 1	50 2,083	44 1,833	48 2,000	47 1,958	39 1,625	41 1,708	41 1,708	26 1,083	32 1,333	29 1,208	42 1,750	38 1,583	48 2,000	40 1,667	43 1,792	39 1,625	47 1,958	64 2,667
Germany 2	51 2,125	44 1,833	44 1,833	49 2,042	29 1,208	48 2,000	43 1,792	26 1,083	34 1,417	26 1,083	41 1,708	37 1,542	54 2,250	51 2,125	41 1,708	38 1,583	46 1,917	60 2,500
Czech Republic 2	49 2,042	53 2,208	42 1,750	54 2,250	36 1,500	55 2,292	45 1,875	24 1,000	34 1,417	33 1,375	42 1,750	36 1,500	52 2,167	49 2,042	42 1,750	39 1,625	58 2,417	59 2,458
Italy	47 1,958	52 2,167	43 1,792	53 2,208	40 1,667	59 2,458	54 2,250	26 1,083	33 1,375	33 1,375	42 1,750	30 1,250	48 2,000	48 2,000	46 1,917	41 1,708	48 2,000	64 2,667
Germany 3	46 1,917	50 2,083	41 1,708	52 2,167	37 1,542	50 2,083	58 2,417	25 1,042	35 1,458	45 1,875	43 1,792	30 1,250	50 2,083	49 2,042	44 1,833	34 1,417	50 2,083	70 2,917
Austria 2	49 2,042	44 1,833	58 2,417	51 2,125	31 1,292	55 2,292	63 2,625	24 1,000	39 1,625	31 1,292	40 1,667	41 1,708	49 2,042	48 2,000	44 1,833	43 1,792	50 2,083	58 2,417
Austria 3	53 2,208	48 2,000	47 1,958	45 1,875	35 1,458	46 1,917	59 2,458	24 1,000	34 1,417	45 1,875	46 1,917	37 1,542	54 2,250	44 1,833	43 1,792	42 1,750	59 2,458	60 2,500

Lane statistic

Name	No.	1	2	3	4	5	6	7	Avg
3 Boxes	1	36	138	40	2	0	0	0	2,037
Bridge	2	33	159	21	2	0	0	1	1,986
Double Gates	3	75	100	35	6	0	0	0	1,870
Single Gate	4	27	148	40	1	0	0	0	2,069
Side Gates	5	117	93	5	1	0	0	0	1,491
Middle Hole in Slope	6	111	47	33	11	6	4	4	1,991
Örkelljunga	7	106	44	33	19	9	2	3	2,069
Side Hole in Slope	8	207	8	1	0	0	0	0	1,046
Ace Box	9	148	51	14	1	1	1	0	1,421
Gentleman	10	155	43	13	3	1	1	0	1,403
Angle	11	72	134	8	2	0	0	0	1,722
Middle Green	12	124	91	0	1	0	0	0	1,435
Moneybox	13	54	118	32	9	2	1	0	2,028
Middle Hill	14	101	66	23	15	6	2	3	1,968
Mailbox	15	53	156	7	0	0	0	0	1,787
Channel	16	103	93	20	0	0	0	0	1,616
German Ledge	17	111	9	76	5	9	4	2	2,130
Optical Illusion	18	14	90	93	19	0	0	0	2,542