

# Results Under 23 Challenge Final

---



---

Competition ended.

Individual results:

Women

1. **Karin Heschl**
2. Maya Wicki
3. Frida Elmdahl

Men

1. Derice Shomilov Susoho
2. Filip Svensson
3. Tomas Öberg

Place 9-10 first round:

Italy - Switzerland 2 26 - 22

Luca Dellasega - Daniel Moser 9 - 2

Claudia Baio - Beat Wartenweiler 4 - 8

Boris Arzuffi - Bettina Bürki 5 - 7

Emanuele Prestinari - Christoph Stuber 8 - 5



These results could not be handled in BangolfArena (no double rounds supported).

Total scores Place 9-10

9 Switzerland 2 22+29=51


10 Italy 26+19=45

## Place 1-4

Semi-final	R1	Final	R2	Winner
 <a href="#">Sweden 1</a>	26	 <a href="#">Sweden 1</a>	18	 <a href="#">Sweden 2</a>
 <a href="#">Finland</a>	16			
 <a href="#">Germany 1</a>	12	 <a href="#">Sweden 2</a>	19	
 <a href="#">Sweden 2</a>	26			
		3:rd - 4:th		3:rd
		 <a href="#">Finland</a>	20	 <a href="#">Germany 1</a>
		 <a href="#">Germany 1</a>	22	

## Results Under 23 Challenge Final


---

 Sweden 2	R1	R2	Total	Average
<a href="#">Derice Shumilov Susoho</a>	29	26	55	27,5
<a href="#">Rasmus Schedin</a>	41	35	76	38,0
<a href="#">Frida Elmdahl</a>	32	38	70	35,0
<a href="#">John Widlert</a>	33	32	65	32,5
	135	131	266	33,3

---

 Sweden 1	R1	R2	Total	Average
<a href="#">Thomas Öberg</a>	31	30	61	30,5
<a href="#">Emma Löf</a>	50	45	95	47,5
<a href="#">Anders Roswall</a>	35	34	69	34,5
<a href="#">Filiph Svensson</a>	34	27	61	30,5
	150	136	286	35,8

---











 Finland	R1	R2	Total	Average
<a href="#">Miko Tuominen</a>	41	30	71	35,5
<a href="#">Mattias Peltola</a>	44	43	87	43,5
<a href="#">Madara Kirsa</a>	43	42	85	42,5
<a href="#">Aki Sillman</a>	36	36	72	36,0
	164	151	315	39,4

---


 Germany 1	R1	R2	Total	Average
<a href="#">Lucas Scholz</a>	31	41	72	36,0
<a href="#">Anne Hempel</a>	58	42	100	50,0
<a href="#">Max Hermann</a>	43	35	78	39,0
<a href="#">Sascha Spreier</a>	37	25	62	31,0
	169	143	312	39,0

---


# Results Under 23 Challenge Final

Place 5-8				
Semi-final	R1	Final	R2	Winner
 <a href="#">Switzerland 1</a>	26	 <a href="#">Switzerland 1</a>	22	 <a href="#">Switzerland 1</a>
 <a href="#">Germany 2</a>	21			
 <a href="#">Austria 1</a>	19	 <a href="#">Austria 2</a>	21	
 <a href="#">Austria 2</a>	26			
		3:rd - 4:th		3:rd
		 <a href="#">Germany 2</a>	22	 <a href="#">Austria 1</a>
		 <a href="#">Austria 1</a>	26	


---

 <a href="#">Switzerland 1</a>	R1	R2	Total	Average	
<a href="#">Kai Lödning</a>	46	39	85	42,5	
<a href="#">Roger Wicki</a>	38	46	84	42,0	
<a href="#">Maya Wicki</a>	36	35	71	35,5	
<a href="#">Niki Bhend</a>	39	37	76	38,0	
		159	157	316	39,5

---

 <a href="#">Austria 2</a>	R1	R2	Total	Average	
<a href="#">Marc Cervinka</a>	32	39	71	35,5	
<a href="#">Rainer Anhammer</a>	42	53	95	47,5	
<a href="#">Karin Heschl</a>	35	38	73	36,5	
<a href="#">Thomas Obertaxer</a>	39	39	78	39,0	
		148	169	317	39,6


---

 <a href="#">Germany 2</a>	R1	R2	Total	Average	
<a href="#">Sebastian Kube</a>	32	40	72	36,0	
<a href="#">Jasmin Ehm</a>	49	55	104	52,0	
<a href="#">Dennis Löschmann</a>	47	44	91	45,5	
<a href="#">Sebastian Peffer</a>	41	48	89	44,5	
		169	187	356	44,5




---


## Results Under 23 Challenge Final


---

 Austria 1	R1	R2	Total	Average
<a href="#">Patrik Riener</a>	41	42	83	41,5
<a href="#">Martin Knapp</a>	43	55	98	49,0
<a href="#">Bianca Utzig</a>	51	40	91	45,5
<a href="#">Mario Dangl</a>	36	33	69	34,5
<hr/>				
171				170
<hr/>			341	42,6

### Place 9-10

Final	R1	Winner
 <a href="#">Italy</a>	19	 <a href="#">Switzerland 2</a>
 <a href="#">Switzerland 2</a>	29	


 Switzerland 2	R1	Total	Average
<a href="#">Daniel Moser</a>	36	36	36,0
<a href="#">Beat Wartenweiler</a>	35	35	35,0
<a href="#">Bettina Bürki</a>	42	42	42,0
<a href="#">Christoph Stuber</a>	45	45	45,0
<hr/>			
158		158	39,5


 Italy	R1	Total	Average
<a href="#">Luca Dellasega</a>	46	46	46,0
<a href="#">Claudia Baio</a>	43	43	43,0
<a href="#">Boris Arzuffi</a>	51	51	51,0
<a href="#">Emanuele Prestinari</a>	35	35	35,0
<hr/>			
175		175	43,8

# Results Under 23 Challenge Qualifications

Rank	Team	M	V	D	L	Strokes	P
1	<a href="#">Sweden 1</a>	4	4	0	0	548	8
2	<a href="#">Germany 1</a>	4	3	0	1	651	6
3	<a href="#">Switzerland 1</a>	4	2	0	2	648	4
4	<a href="#">Austria 1</a>	4	1	0	3	691	2
5	<a href="#">Italy</a>	4	0	0	4	702	0


<a href="#">Italy</a>	-	<a href="#">Germany 1</a>	22 - 24
<a href="#">Switzerland 1</a>	-	<a href="#">Sweden 1</a>	20 - 31
<a href="#">Germany 1</a>	-	<a href="#">Austria 1</a>	31 - 21
<a href="#">Sweden 1</a>	-	<a href="#">Italy</a>	32 - 14
<a href="#">Switzerland 1</a>	-	<a href="#">Germany 1</a>	22 - 23
<a href="#">Austria 1</a>	-	<a href="#">Italy</a>	28 - 22
<a href="#">Germany 1</a>	-	<a href="#">Sweden 1</a>	13 - 23
<a href="#">Austria 1</a>	-	<a href="#">Switzerland 1</a>	22 - 30
<a href="#">Sweden 1</a>	-	<a href="#">Austria 1</a>	33 - 12
<a href="#">Italy</a>	-	<a href="#">Switzerland 1</a>	18 - 30


1	 Sweden 1	R1	R2	R3	R4	Total	Average
	<a href="#">Thomas Öberg</a>	33	31	33	29	126	31,5
	<a href="#">Emma Löf</a>	47	44	41	45	177	44,3
	<a href="#">Anders Roswall</a>	35	38	27	26	126	31,5
	<a href="#">Filiph Svensson</a>	27	35	29	28	119	29,8
		142	148	130	128	548	34,3
	Points	2	2	2	2	8	


2	 Germany 1	R1	R2	R3	R4	Total	Average
	<a href="#">Lucas Scholtz</a>	34	41	40	35	150	37,5
	<a href="#">Anne Hempel</a>	53	50	44	49	196	49,0
	<a href="#">Max Hermann</a>	41	35	34	36	146	36,5
	<a href="#">Sascha Spreier</a>	44	40	44	31	159	39,8
		172	166	162	151	651	40,7
	Points	2	2	2	0	6	

## Results Under 23 Challenge Qualifications

---

3	 Switzerland 1	R1	R2	R3	R4	Total	Average
	<a href="#">Kai Lödning</a>	54	47	40	39	180	45,0
	<a href="#">Roger Wicki</a>	34	40	45	36	155	38,8
	<a href="#">Maya Wicki</a>	39	34	40	36	149	37,3
	<a href="#">Niki Bhend</a>	43	46	38	37	164	41,0
		170	167	163	148	648	40,5
	Points	0	0	2	2	4	


4	 Austria 1	R1	R2	R3	R4	Total	Average
	<a href="#">Patrik Riener</a>	38	31	42	38	149	37,3
	<a href="#">Martin Knapp</a>	59	46	55	45	205	51,3
	<a href="#">Bianca Utzig</a>	50	43	42	52	187	46,8
	<a href="#">Mario Dangl</a>	36	39	37	38	150	37,5
		183	159	176	173	691	43,2
	Points	0	2	0	0	2	


5	 Italy	R1	R2	R3	R4	Total	Average
	<a href="#">Luca Dellasega</a>	42	41	40	38	161	40,3
	<a href="#">Claudia Baio</a>	42	45	43	57	187	46,8
	<a href="#">Boris Arzuffi</a>	48	49	43	46	186	46,5
	<a href="#">Emanuele Prestinari</a>	34	47	43	44	168	42,0
		166	182	169	185	702	43,9
	Points	0	0	0	0	0	

# Results Under 23 Challenge Qualifications

Table: Group B						
Rank	Team	M	V	D	L	Strokes P
1	<a href="#">Sweden 2</a>	4	4	0	0	574 8
2	<a href="#">Finland</a>	4	2	0	2	642 4
3	<a href="#">Austria 2</a>	4	2	0	2	658 4
4	<a href="#">Germany 2</a>	4	1	0	3	666 2
5	<a href="#">Switzerland 2</a>	4	1	0	3	681 2


Matches: Group B		
<a href="#">Sweden 2</a>	-	<a href="#">Austria 2</a> 28 - 17
<a href="#">Germany 2</a>	-	<a href="#">Switzerland 2</a> 18 - 27
<a href="#">Austria 2</a>	-	<a href="#">Finland</a> 21 - 24
<a href="#">Switzerland 2</a>	-	<a href="#">Sweden 2</a> 11 - 28
<a href="#">Germany 2</a>	-	<a href="#">Austria 2</a> 18 - 33
<a href="#">Finland</a>	-	<a href="#">Sweden 2</a> 17 - 25
<a href="#">Austria 2</a>	-	<a href="#">Switzerland 2</a> 24 - 21
<a href="#">Finland</a>	-	<a href="#">Germany 2</a> 18 - 20
<a href="#">Switzerland 2</a>	-	<a href="#">Finland</a> 15 - 28
<a href="#">Sweden 2</a>	-	<a href="#">Germany 2</a> 27 - 18


1	 Sweden 2	R1	R2	R3	R4	Total	Average
	<a href="#">Derice Shumilov Susoho</a>	28	28	29	33	118	29,5
	<a href="#">Rasmus Schedin</a>	44	33	39	40	156	39,0
	<a href="#">Frida Elmdahl</a>	38	36	37	39	150	37,5
	<a href="#">John Widlert</a>	40	33	43	34	150	37,5
		150	130	148	146	574	35,9
	Points	2	2	2	2	8	


2	 Finland	R1	R2	R3	R4	Total	Average
	<a href="#">Miko Tuominen</a>	37	31	34	37	139	34,8
	<a href="#">Mattias Peltola</a>	51	47	44	32	174	43,5
	<a href="#">Madara Kirsa</a>	45	42	42	45	174	43,5
	<a href="#">Aki Sillman</a>	36	47	34	38	155	38,8
		169	167	154	152	642	40,1
	Points	2	0	0	2	4	

## Results Under 23 Challenge Qualifications

---

3	 Austria 2	R1	R2	R3	R4	Total	Average
	<a href="#">Marc Cervinka</a>	46	41	40	47	174	43,5
	<a href="#">Rainer Anhammer</a>	53	60	36	51	200	50,0
	<a href="#">Karin Heschl</a>	36	46	28	36	146	36,5
	<a href="#">Thomas Obertaxer</a>	39	34	33	32	138	34,5
		174	181	137	166	658	41,1
	Points	0	0	2	2	4	

4	 Germany 2	R1	R2	R3	R4	Total	Average
	<a href="#">Sebastian Kube</a>	43	37	36	40	156	39,0
	<a href="#">Jasmin Elm</a>	40	56	51	47	194	48,5
	<a href="#">Dennis Löschermann</a>	55	47	32	42	176	44,0
	<a href="#">Sebastian Peffer</a>	41	37	29	33	140	35,0
		179	177	148	162	666	41,6
	Points	0	0	2	0	2	

5	 Switzerland 2	R1	R2	R3	R4	Total	Average
	<a href="#">Daniel Moser</a>	46	37	46	38	167	41,8
	<a href="#">Beat Wartenweiler</a>	35	37	39	36	147	36,8
	<a href="#">Bettina Bürki</a>	51	44	52	61	208	52,0
	<a href="#">Christoph Stuber</a>	44	43	34	38	159	39,8
		176	161	171	173	681	42,6
	Points	2	0	0	0	2	