

Youth World Ranking List 2006

Edition 1st December 2006



RIETHORST



lusogolfe





WMF is a
member of:
































Junior Girls






























World-Ranking-List for Junior-Girls

1st December 2006

Rank	Name	Nation	Total	Year of Birth
1.	HACKL Andrea	 AUT	6.475	1988
2.	KARLSSON Karoline	 SWE	5.896	1987
3.	CERNICEK Birgit	 AUT	5.538	1988
4.	DALLINGER Stephanie	 AUT	5.419	1987
5.	RYNER Charlotte	 SWE	5.138	1987
6.	WICKI Sandra	 SUI	4.693	1987
7.	DOBROVOLNA Karina	 CZE	4.604	1989
8.	BÜRKI Sabrina	 SUI	3.402	1989
9.	DALLINGER Birgit	 AUT	3.356	1990
10.	HANDLOVA Simona	 CZE	3.088	1990
11.	VOLLMER Simone	 GER	3.034	1987
12.	BÜRKI Bettina	 SUI	2.898	1991
13.	SCHRAG Larissa	 SUI	2.771	1987
14.	UHL Jasmin	 GER	2.552	1989
15.	SVEHLIKOVA Silvie	 CZE	2.387	1989
16.	NAKLADALOVA Jana	 CZE	2.306	1990
17.	GROSSMANN Petra	 AUT	1.986	1987
18.	KIRSA Madara	 LAT	1.941	1990
19.	FÖLLMER Anika	 GER	1.770	1987
20.	DITTEBRAND Stephanie	 GER	1.656	1988
21.	KOK de Ilona	 NED	1.594	1990
22.	ZEBERER Marina	 GER	1.410	1988
23.	PAAVOLA Mia	 FIN	1.354	1991
24.	MAGYAR Marianna	 HUN	1.285	1990
25.	ZWICKEL Daniela	 SUI	1.210	1987
26.	ISRAELSSON Marie	 SWE	1.195	1988
27.	HAGESJÖ Louise	 SWE	1.173	1990
28.	KOSKENMÄKI Niina	 FIN	1.160	1990
29.	OLSSON Maria	 SWE	1.153	1987
30.	AGOSTINO Jessica	 ITA	1.014	1988

World-Ranking-List for Junior-Girls

1st December 2006

Rank	Name	Nation	Total	Year of Birth
31.	WASCHKE Katrin	 GER	914	1990
32.	UTZIG Bianca	 AUT	754	1990
33.	UTZIG Carina	 AUT	624	1993
34.	HESCHL Karin	 AUT	587	1990
35.	CORREIA Carla	 POR	496	1992
36.	LAURENS Amy	 NED	439	1988
37.	HESCHL Birgit	 AUT	432	1987
38.	SCHÄFER Carina	 AUT	372	1991
39.	GIRARD-BOYER Violaine	 FRA	341	1989
40.	MÜLLER Laura	 GER	203	1990
41.	BOLLRICH Anne	 GER	176	1992
42.	BUCHHOLZ Jennifer	 GER	163	1988
43.	WÜRRER Nicole	 AUT	107	1988
44.	ANGERER Maria	 ITA	94	1992
45.	HUEMER Eike	 AUT	80	1992
46.	ANDERSSON Natalie	 SWE	59	1989
47.	SALZMANN Karin	 AUT	53	1993
48.	TRÖBINGER Simone	 ITA	49	1992
49.	NITSCHKE Anna	 GER	43	1994
50.	ZUBALIKOVA Karolina	 CZE	37	1989
51.	JACOBSSON Malin	 SWE	24	1991
52.	KUPCOVA Elena	 SVK	22	1988
53.	SEKI Michiko	 JAP	2	1987
	TAYUTIVUTHIKUL Phornphat	 THA	2	1989
55.	BASTOS Diana	 POR	1	1988
	LINDIC Mojca	 SLO	1	1989
	MACHADO Tatiana	 POR	1	1993



WMF is a
member of:

































Junior Boys






























World-Ranking-List for Junior-Boys

1st December 2006

Rank	Name	Nation	Total	Year of Birth
1.	MOLNAR Karel	 CZE	9.224	1987
2.	EISENSCHMIDT Peter	 SWE	8.539	1987
3.	BROWN Lars	 SWE	7.281	1987
4.	MACHO Ivan	 CZE	6.605	1988
5.	EMICH Thomas	 AUT	6.401	1988
6.	ITÄLÄ Pekka	 FIN	6.391	1989
7.	HANSSON Tim	 SWE	6.329	1989
8.	EIGENMANN Marco	 SUI	6.279	1988
9.	MARTI Simon	 SUI	6.104	1988
10.	PÜRSTINGER Klaus	 AUT	5.910	1989
11.	TUOMI Simo	 FIN	5.879	1990
12.	KREIBERG Kasper	 DEN	5.745	1989
13.	FEICHTNER Florian	 AUT	5.708	1987
14.	STRASKO Marian	 CZE	5.697	1987
15.	NOERRGAARD Mads	 DEN	5.591	1990
16.	JECNY Martin	 CZE	5.482	1987
17.	BRITZ Gerrit	 GER	5.164	1990
18.	HERMANN Max	 GER	5.097	1988
19.	PENNANEN Riku	 FIN	5.069	1988
20.	RIENER Patrick	 AUT	4.895	1990
21.	SJÖBERG Martin	 SWE	4.668	1988
22.	WIDLERT John	 SWE	4.410	1989
23.	FREDERIKSEN Casper	 DEN	4.322	1990
24.	BOS Rene	 NED	3.995	1987
25.	LASS Kenneth	 DEN	3.988	1990
26.	FOLKERTSMA Zeno	 NED	3.910	1989
27.	RINTALA Joni	 FIN	3.871	1988
28.	PELTOLA Matias	 FIN	3.653	1990
29.	SPREIER Sascha	 GER	3.613	1989
30.	BRAUNER Florian	 AUT	3.485	1990

























World-Ranking-List for Junior-Boys

1st December 2006

Rank	Name	Nation	Total	Year of Birth
31.	WIILE Oliver	 DEN	3.424	1988
32.	ROSELIEB Karsten	 GER	3.372	1987
33.	EBERT Marcus	 AUT	3.327	1991
34.	NILSSON Johann	 SWE	3.254	1987
35.	MÜLLER Dominik	 GER	3.081	1988
36.	JONNER Marek	 CZE	2.920	1987
37.	HAURI Marvin	 SUI	2.897	1987
38.	BIEDERMANN Magnus	 LIE	2.749	1988
39.	PUOLAKKAINEN Juuso	 FIN	2.701	1992
40.	NADASKY Pavel	 CZE	2.650	1988
41.	ARZUFFI Boris	 ITA	2.627	1988
42.	FAZEKAS Adam	 HUN	2.598	1992
43.	SILLMAN Aki	 FIN	2.567	1990
44.	SCHOLZ Lucas	 GER	2.548	1988
45.	SCHELLING Andreas	 SUI	2.453	1989
46.	SKJOLDAN Benjamin	 DEN	2.355	1989
47.	ITÄLÄ Teemu	 FIN	2.329	1987
48.	KNAPP Martin	 AUT	2.268	1987
49.	GERHARDT Felix	 GER	2.137	1988
50.	KAPKE Dennis	 GER	2.105	1988
51.	THOMSEN Tilo	 GER	1.999	1988
52.	SCHENK Daniel	 SUI	1.930	1988
53.	KNOTZER Stefan	 AUT	1.897	1989
54.	MLCOCH Ondrej	 CZE	1.859	1989
55.	STANCIK Michal	 CZE	1.843	1989
56.	OBERTAXER Thomas	 AUT	1.832	1990
57.	SVENSSON Danilo	 SWE	1.817	1989
58.	GEISER Adrian	 SUI	1.761	1989
59.	SANTOS Ivo	 POR	1.726	1987
60.	KRISTAMENT Lukas	 AUT	1.718	1989































World-Ranking-List for Junior-Boys

1st December 2006

Rank	Name	Nation	Total	Year of Birth
61.	BIEDERMANN Nicolas	 LIE	1.655	1990
62.	KÄSER Philipp	 SUI	1.641	1988
63.	TRENKWALDER Lothar	 ITA	1.602	1990
64.	CIESIELSKI Mariusz	 POL	1.566	1987
65.	MORANDI Francesco	 ITA	1.563	1989
66.	INDERMITTE Alain	 SUI	1.540	1987
67.	DELLASEGA Luca	 ITA	1.508	1987
68.	BONINSEGNA Mario	 ITA	1.437	1987
69.	CAMPOS Andre	 POR	1.376	1989
70.	KALNIK Jakub	 SVK	1.354	1988
71.	MOREL Flavien	 SUI	1.337	1987
72.	ZHABIN Viktor	 RUS	1.293	1990
73.	BAKKER Wesley	 NED	1.291	1992
74.	EDER Patrick	 ITA	1.285	1990
75.	FANTAL Jakub	 CZE	1.280	1989
76.	GONCALO Nuno	 POR	1.250	1988
77.	DANGL Mario	 AUT	1.198	1990
78.	SCHWIND Sebastian Philipp	 GER	1.163	1990
79.	SCHWEER Dennis	 GER	1.125	1988
80.	SOUCEK Pavel	 CZE	1.070	1989
81.	MAURER Stefan	 AUT	1.056	1988
82.	GAMPER Martin	 ITA	1.052	1990
83.	ITO Satoshi	 JAP	1.040	1989
84.	FOLKERTSMA Sven	 NED	1.013	1990
85.	MÜLLER Gregor	 AUT	979	1989
86.	KRÄMER Maximilian	 GER	976	1993
87.	SCHWIND Sebastian	 GER	942	1988
88.	DVORAK Daniel	 CZE	887	1988
89.	VALOIS Clement	 FRA	876	1988
90.	BRUNNER Simon	 ITA	853	1992































World-Ranking-List for Junior-Boys

1st December 2006

Rank	Name	Nation	Total	Year of Birth
91.	MATHYS Milos	 SUI	841	1988
92.	CERVINCA Marc	 AUT	833	1992
93.	RECKA Michal	 CZE	821	1989
94.	PEDROTTI David	 ITA	793	1989
95.	PINTO Tiago	 POR	791	1990
96.	JÖNSSON Patrik	 SWE	782	1987
97.	REMEC Jan	 SLO	776	1987
98.	MANGHETTI Maurizio	 ITA	773	1987
99.	ZÖSCHG Martin	 ITA	765	1987
100.	BERNARD Daniel	 ITA	764	1989
101.	KROF Daniel	 AUT	751	1993
102.	EBERLE Elias	 AUT	738	1988
103.	SCHEDIN Rasmus	 SWE	731	1990
104.	KAZIMIR Oliver	 SVK	701	1992
105.	HUBER Ronny	 SUI	685	1990
106.	SCHNEIDER Alexander	 GER	679	1987
107.	MEJAVSEK Azbe	 SLO	677	1988
108.	KOZLOV Victor	 RUS	674	1988
109.	HEINE Sebastian	 GER	629	1987
110.	LEMKE Rene	 GER	621	1987
111.	EFFERSOE Rasmus	 DEN	614	1988
112.	ZIMMERMANN Benny	 GER	605	1987
113.	SALZMANN Thomas	 AUT	600	1991
114.	THEWIS Michael	 BEL	583	1991
115.	LAKITS Markus	 AUT	581	1988
116.	ZANDVOORT v. Dennis	 NED	556	1987
117.	JOST Sascha	 SUI	551	1987
118.	BLEUER Michael	 SUI	539	1991
119.	LÖSCHMANN Dennis	 GER	536	1990
	RAMCKE Tobias	 GER	536	1991































World-Ranking-List for Junior-Boys

1st December 2006

Rank	Name	Nation	Total	Year of Birth
121.	SVENSSON Filiph	 SWE	528	1990
122.	ROSELIEB Christian	 GER	523	1991
123.	BOS Arno	 NED	514	1989
124.	BERENTSEN Gerco	 NED	513	1989
125.	MARTINS Joao	 POR	511	1992
126.	MÜLLER Andreas	 GER	509	1988
127.	BOURCIER Damien	 FRA	484	1989
128.	GRÜBL Christoph	 GER	483	1990
129.	KELLER Felix	 GER	469	1991
130.	FRICKE Rene	 GER	459	1990
131.	SCHUHBAUER Daniel	 AUT	456	1991
132.	PESTER Magnus	 GER	429	1990
133.	THAUERER Gerald	 AUT	425	1987
134.	KISS Maximilian	 AUT	424	1988
135.	OLSSON Christian	 SWE	415	1988
136.	SKALoud Vit	 CZE	400	1992
137.	HAUSER Hannes	 AUT	396	1990
138.	PESTER Philipp	 GER	390	1989
139.	ANHAMMER Rainer	 AUT	389	1990
140.	KRUSELBURGER Thomas	 AUT	378	1987
141.	ARREHENIUS Denniz	 SWE	372	1990
142.	HAMMANN Dominik	 GER	370	1991
143.	VIDEN Roman	 SVK	354	1988
144.	SMEJKAL Marek	 CZE	352	1992
145.	PERSSON Ulrik	 SWE	324	1990
146.	BEWLEY Kevin	 SUI	309	1991
147.	SCHATZ Simon	 AUT	307	1991
148.	KUKIELKA Seve	 GBR	288	1989
149.	STEINSLAND Mats	 NOR	284	1990
150.	LARUS Pawel	 POL	280	1987































World-Ranking-List for Junior-Boys

1st December 2006

Rank	Name	Nation	Total	Year of Birth
151.	CAUWENBERGHE van Cedric	 BEL	256	1990
152.	JUSSEL Roman	 SUI	253	1988
153.	HUDEC Radoslav	 CZE	240	1990
	MARTINSON Calle	 SWE	240	1989
	SCHATZER Christoph	 AUT	240	1991
	ULLICH David	 GER	240	1989
157.	ANDERSSON Joel	 SWE	235	1990
158.	SCHMÄLZLE Markus	 GER	230	1987
159.	ARNERHEIM Joel	 SWE	229	1989
	JOHANSSON John	 SWE	229	1988
161.	VAAHTIO Tero	 FIN	226	1989
162.	EICHSTELLER Fabian	 GER	221	1989
163.	MOSER Stefan	 ITA	218	1989
164.	BULLIN Rocky	 GBR	216	1994
165.	RASMUSSEN Jonas	 DEN	213	1989
166.	LINDBLAD Marcus	 SWE	212	1990
167.	DOLEZEL Jan	 CZE	208	1988
	ERIKSSON Hampus	 SWE	208	1989
	MACHALEK Dalibor	 CZE	208	1988
170.	BUBLITZ Wolf	 GER	202	1987
171.	ECKERT Manuel	 GER	200	1990
	SMITH Robert	 GBR	200	1987
173.	HASSI Meziane	 FRA	198	1989
174.	FEIWICKL Markus	 AUT	194	1989
175.	DICKMANN Bill	 SWE	179	1987
	ROSWALL Anders	 SWE	179	1989
177.	SÄGESSER Dominic	 SUI	169	1990
178.	PUTTIPUNPALIT Thanapon	 THA	162	1987
179.	LEVIS Lorenzo	 ITA	161	1992
180.	DURIAUX Johan	 SUI	160	1989









World-Ranking-List for Junior-Boys

1st December 2006

Rank	Name	Nation	Total	Year of Birth
181.	FAUVET Laurent	 FRA	155	1991
	PETRU Martin	 CZE	155	1990
183.	BERGLUND Daniel	 SWE	144	1987
	MATTSON Daniel	 SWE	144	1988
185.	MJARTAN Michal	 SVK	133	1991
	VALENTIN Patrick	 DEN	133	1993
187.	PRESTINARI Emanuele	 ITA	124	1995
188.	BADIU Liviu	 ROM	120	1989
189.	SPRING Marc	 SUI	118	1992
190.	FORSS Marcus	 SWE	83	1992
	ZEMANEK Petr	 CZE	83	1989
192.	KUCERA Lukas	 CZE	75	1987
193.	BALEK Vid	 SLO	64	1989
	THIELE Ken	 SUI	64	1988
195.	BOUGHARI Kamel	 FRA	61	1987
196.	TRNKAL Tomas	 CZE	53	1987
197.	ÖBERG Tomas	 SWE	51	1988
198.	KARLSSON Jesper	 SWE	46	1988
199.	CAPPE Kevin	 BEL	43	1987
200.	PFEFFER Sebastian	 GER	40	1991
201.	MARIOTTI Marcello	 ITA	34	1987
	ZISCHG Alexander	 ITA	34	1993
203.	JÄGER Simon	 LIE	32	1992
204.	DEIAN Vasiliev	 ROM	16	1989
205.	ELLINGSSON Fredrik	 SWE	13	1987
206.	HABINGER Christoph	 AUT	8	1987
207.	HEID Pascal	 SUI	7	1988
208.	BASTOS Jorge	 POR	2	1987
	CHEN Chao-Ming	 TWN	2	1988
	HIJIKATA Yohei	 JAP	2	1987

World-Ranking-List for Junior-Boys

1st December 2006

Rank	Name	Nation	Total	Year of Birth
208.	KOBAYASHI Yoshinori	 JAP	2	1987
	OZAWA Keita	 JAP	2	1987
	PUASOMBATSAK Phasut	 THA	2	1992
	SEKINOYAMA Junji	 JAP	2	1987
215.	BOGNAR Balazs	 HUN	1	1990
	HILBE Janin	 LIE	1	1990
	PENE Nicolas	 BEL	1	1988
	PINTO Filipe	 POR	1	1988



WMF is a
member of:



Nations Ranking





WMF is a
member of:



Nations-Ranking for Maximum Points of the National Youth-Championships 2007

Rank	Nation	Maximum Points	Total	Boys		Girls		
				Points	Players	Points	Players	
1. (1.)	Austria	AUT	500	73.177	47.394	28	25.783	13
2. (2.)	Sweden	SWE	480	56.280	41.642	27	14.638	7
3. (4.)	Czech Republic	CZE	460	54.534	42.112	21	12.422	5
4. (3.)	Germany	GER	440	53.614	41.693	33	11.921	10
5. (5.)	Switzerland	SUI	420	44.612	29.638	20	14.974	5
6. (6.)	Finland	FIN	400	35.200	32.686	9	2.514	2
7. (7.)	Denmark	DEN	380	26.385	26.385	9		
8. (8.)	Italy	ITA	360	16.750	15.593	17	1.157	3
9. (9.)	Netherlands	NED	340	13.825	11.792	7	2.033	2
10. (10.)	Portugal	POR	320	6.155	5.657	7	498	3
11. (12.)	Liechtenstein	LIE	300	4.437	4.437	4		
12. (11.)	Hungary	HUN	280	3.884	2.599	2	1.285	1
13. (15.)	Slovakia	SVK	260	2.564	2.542	4	22	1
14. (13.)	France	FRA	240	2.115	1.774	5	341	1
15. (22.)	Russia	RUS	220	1.967	1.967	2		
16. (16.)	Latvia	LAT	200	1.941			1.941	1
17. (-)	Poland	POL	190	1.846	1.846	2		
18. (14.)	Slovenia	SLO	180	1.518	1.517	3	1	1
19. (19.)	Japan	JAP	170	1.050	1.048	5	2	1
20. (18.)	Belgium	BEL	160	883	883	4		
21. (17.)	Great Britain	GBR	150	704	704	3		
22. (20.)	Norway	NOR	140	284	284	1		
23. (-)	Thailand	THA	130	166	164	2	2	1
24. (21.)	Romania	ROM	120	136	136	2		
25. (23.)	R.O.C. (Taiwan)	TWN	110	2	2	1		

The other WMF-nations get 100 maximum points for their national youth-championships.

Detail Calculation

Included Competitions

2004

Youth World Championships - Olten / Switzerland	YWC
Youth-Nations-Cup - Olten / Switzerland	YNC
National Championships of 19 Nations	National
Asian Championships - Da Jia / Taiwan	Comp.
European Championships - Timisoara / Romania	Comp.
European-Cup - Spoorndonk / Netherlands	Comp.
Nordic Championships - Odense / Denmark	Comp.

2005

Youth European Championships - Pombal / Portugal	YEC
Youth-Nations-Cup - Pombal / Portugal	YNC
National Championships of 22 Nations	National
World Championships - Steyr / Austria	Comp.
European-Cup - Bergheim / Austria	Comp.

2006

Youth World Championships - Odense / Denmark	YWC
Youth-Nations-Cup - Odense / Denmark	YNC
National Championships of 21 Nations	National
Asian Championships - Yokohama / Japan	Comp.
European Championships - Geldrop / Netherlands	Comp.
European-Cup - Lissabon / Portugal	Comp.
Nordic Championships - Vänersborg / Sweden	Comp.
Friendly Youth Comp. AUT-CZE - Steyr / Austria	Comp.
Friendly Youth Comp. SUI-GER - Olten / Switzerland	Comp.

National Youth-Championships

		2004	2005	2006
Australia	AUS			
Austria	AUT	X	X	X
Belgium	BEL	X	X	X
Cyprus	CYP			
Czech Republic	CZE	X	X	X
Denmark	DEN	X	X	X
Estonia	EST			
Finland	FIN	X	X	X
France	FRA	X	X	X
Germany	GER	X	X	X
Great Britain	GBR	X	X	X
Hungary	HUN	X	X	X
Italy	ITA	X	X	X
Japan	JAP			
Latvia	LAT	X	X	X
Liechtenstein	LIE	X	X	X
Luxembourg	LUX			
Malta	MAL			
Moldova	MOL			
Netherlands	NED	X	X	X
New Zealand	NZL			
Norway	NOR	X	X	
Poland	POL		X	X
Portugal	POR	X	X	X
Romania	ROM		X	
Russia	RUS		X	X
Serbia & Montenegro	SER			
Singapore	SGP			
Slovenia	SLO	X	X	X
Switzerland	SUI	X	X	X
Slovakia	SVK	X	X	X
Sweden	SWE	X	X	X
Thailand	THA			X
R.O.C. Taiwan	TPE			
Ukraine	UKR			
United States of America	USA			
Total:		19	22	21

Calculation of the World-Ranking-List for Junior-Girls
1st December 2006

Rank	Name	Nation	Total	2004					2005					2006				
				YWC	YNC	National	Comp.	Total 2004	YEC	YNC	National	Comp.	Total 2005	YWC	YNC	National	Comp.	Total 2006
1.	HACKL Andrea	AUT	6.475	800	371	110		1281	792	425	480		2036	792	658	367	157	3158
2.	KARLSSON Karoline	SWE	5.896	742	425	163	0	1330	723	292	350	200	1878	950	642		88	2688
3.	CERNICEK Birgit	AUT	5.538	733	646	290		1669	875	625	380		2256	800		208		1613
4.	DALLINGER Stephanie	AUT	5.419	638	542	300		1480	703	509	320		1838	763	550			2101
5.	RYNER Charlotte	SWE	5.138	692		188	111	991	808		370	122	1560	833	508	213	63	2587
6.	WICKI Sandra	SUI	4.693	642	450	329		1421	693	434	198		1590	763		138	150	1682
7.	DOBROVOLNA Karina	CZE	4.604	558	475	230		1263	723		65		946	808	592	97		2395
8.	BÜRKI Sabrina	SUI	3.402	446	246			692			187		224	733	483	238	100	2486
9.	DALLINGER Birgit	AUT	3.356					0		292	450		890	733	483	325	0	2466
10.	HANDLOVA Simona	CZE	3.088	638				638	533		20		664	743		230	143	1786
11.	VOLLMER Simone	GER	3.034	538		97		635	713	384	58		1386		633			1013
12.	BÜRKI Bettina	SUI	2.898					0	471		231		842	733		302	250	2056
13.	SCHRAG Larissa	SUI	2.771	396	367	18		781	621		20		769	763				1221
14.	UHL Jasmin	GER	2.552					0	663		133		955	696		302		1597
15.	SVEHLIKOVA Silvie	CZE	2.387	458				458	663				796	708				1133
16.	NAKLADALOVA Jana	CZE	2.306					0	775				930	763		97	0	1376
17.	GROSSMANN Petra	AUT	1.986					0	633	542	480		1986				0	0
18.	KIRSA Madara	LAT	1.941			240	0	240			240		288	683		200	0	1413
19.	FÖLLMER Anika	GER	1.770			130		130			92		110	763		193		1530
20.	DITTEBRAND Stephanie	GER	1.656		433	113		546	508	375	42		1110					0
21.	KOK de Ilona	NED	1.594					0			160	0	192	646		230		1402
22.	ZEBERER Marina	GER	1.410					0					0	721		160		1410
23.	PAAVOLA Mia	FIN	1.354					0	283	1			341	333	300		0	1013
24.	MAGYAR Marianna	HUN	1.285	396	21	153	0	570	1				1	446				714
25.	ZWICKEL Daniela	SUI	1.210	221				221	196				235		471			754
26.	ISRAELSSON Marie	SWE	1.195	468		50		518	433		80		616				38	61
27.	HAGESJÖ Louise	SWE	1.173					0			200		240	583				933
28.	KOSKENMÄKI Niina	FIN	1.160	196			0	196	208				250	446			0	714
29.	OLSSON Maria	SWE	1.153					0			210	0	252	558		5		901
30.	AGOSTINO Jessica	ITA	1.014			60		60				0	0	596			0	954
31.	WASCHKE Katrin	GER	914					0					0	571			0	914
32.	UTZIG Bianca	AUT	754		146			146		1	250		301			192	0	307
33.	UTZIG Carina	AUT	624					0			220		264		225		0	360
34.	HESCHL Karin	AUT	587					0			200		240			217	0	347
35.	CORREIA Carla	POR	496					0	233	180		0	496					0
36.	LAURENS Amy	NED	439	408		30	0	438	1				1					0
37.	HESCHL Birgit	AUT	432					0			360		432					0
38.	SCHÄFER Carina	AUT	372					0			310		372				0	0
39.	GIRARD-BOYER Violaine	FRA	341					0			129		155			116		186
40.	MÜLLER Laura	GER	203					0					0			127	0	203

Calculation of the World-Ranking-List for Junior-Girls
1st December 2006

Rank	Name	Nation	Total	2004					2005					2006					
				YWC	YNC	National	Comp.	Total 2004	YEC	YNC	National	Comp.	Total 2005	YWC	YNC	National	Comp.	Total 2006	
41.	BOLLRICH Anne	GER	176					0								110			176
42.	BUCHHOLZ Jennifer	GER	163					0								102			163
43.	WÜRRER Nicole	AUT	107					0								67			107
44.	ANGERER Maria	ITA	94					0		78			94						0
45.	HUEMER Eike	AUT	80					0					0		50				80
46.	ANDERSSON Natalie	SWE	59					0		49			59						0
47.	SALZMANN Karin	AUT	53					0					0		33				53
48.	TRÖBINGER Simone	ITA	49					0		41			49						0
49.	NITSCHKE Anna	GER	43					0					0		2	25			43
50.	ZUBALIKOVA Karolina	CZE	37			37		37					0						0
51.	JACOBSSON Malin	SWE	24					0		20			24						0
52.	KUPCOVA Elena	SVK	22					0		18			22						0
53.	SEKI Michiko	JAP	2					0					0					1	2
	TAYUTIVUTHIKUL Phornphat	THA	2					0					0					1	2
55.	BASTOS Diana	POR	1					0			1		1						0
	LINDIC Mojca	SLO	1	1				1					0						0
	MACHADO Tatiana	POR	1					0	1				1						0

Calculation of the World-Ranking-List for Junior-Boys

1st December 2006

Rank	Name	Nation	Total	2004					2005					2006				
				YWC	YNC	National	Comp.	Total 2004	YEC	YNC	National	Comp.	Total 2005	YWC	YNC	National	Comp.	Total 2006
1.	MOLNAR Karel	CZE	9.224	967	758	420	300	2445	1000	800	440	300	3048	992	800	340	200	3731
2.	EISENSCHMIDT Peter	SWE	8.539	975	550	488	0	2013	833	767	460	170	2676	943	708	455	300	3850
3.	BROWN Lars	SWE	7.281	868		500	150	1518	942		450	300	2030	903	733	397	300	3733
4.	MACHO Ivan	CZE	6.605	698		120		818	843	534	220	83	2016	967	650	440	300	3771
5.	EMICH Thomas	AUT	6.401	848	700	190		1738	843	709	470		2426	923		475		2237
6.	ITÄLÄ Pekka	FIN	6.391	958	600	400	50	2008	843	617	375		2202	813		400	150	2181
7.	HANSSON Tim	SWE	6.329			213		213	873	717	440		2436	903	692	405	300	3680
8.	EIGENMANN Marco	SUI	6.279	728	500			1228	863	559	309		2077	923	571	265	100	2974
9.	MARTI Simon	SUI	6.104		342	440	278	1060	923	600	420		2332	1000		420	275	2712
10.	PÜRSTINGER Klaus	AUT	5.910	618	646	460		1724	658	475	480		1936		692	500	214	2250
11.	TUOMI Simo	FIN	5.879	778	517	233	75	1603	658	617	213		1786	843	546	167		2490
12.	KREIBERG Kasper	DEN	5.745	371	283	223		877	843	684	355		2258	923	708		0	2610
13.	FEICHTNER Florian	AUT	5.708	798	433	460		1691	763	459	470		2030	833		323	86	1987
14.	STRASKO Marian	CZE	5.697	758	475	370	300	1903	950		240	160	1620	943		330	86	2174
15.	NOERRGAARD Mads	DEN	5.591	271		260	0	531	793	417	380		1908	873	717	380	0	3152
16.	JECNY Martin	CZE	5.482			370		370	958	534	310	80	2258	771	683	330		2854
17.	BRITZ Gerrit	GER	5.164					0	923		500		1708	983	717	460		3456
18.	HERMANN Max	GER	5.097		250			250	773	534	308		1938	833	708	277		2909
19.	PENNANEN Riku	FIN	5.069	698		367	50	1115	753				904	803	575	400	128	3050
20.	RIENER Patrick	AUT	4.895			380		380	608	450	440		1798	773	525	400	0	2717
21.	SJÖBERG Martin	SWE	4.668					0	813		350		1396	923	642	480		3272
22.	WIDLERT John	SWE	4.410			438		438	942		390		1598	771	608	105		2374
23.	FREDERIKSEN Casper	DEN	4.322	618	496	135		1249	496		280		931	793	546			2142
24.	BOS Rene	NED	3.995	608		380	144	1132	671		250	50	1165	721		340	0	1698
25.	LASS Kenneth	DEN	3.988	183				183	658		155		976	771	642	355		2829
26.	FOLKERTSMA Zeno	NED	3.910	596		170		766	708		320	60	1306	758		260	131	1838
27.	RINTALA Joni	FIN	3.871	678		167		845	783		400		1420	721		283		1606
28.	PELTOLA Matias	FIN	3.653	838	1	7		846	708	1	175		1061	733		300	58	1746
29.	SPREIER Sascha	GER	3.613					0	923		308		1477	958		377		2136
30.	BRAUNER Florian	AUT	3.485					0			420		504	863	575	425	0	2981
31.	WIILE Oliver	DEN	3.424	471				471			118		142	843	608	218	88	2811
32.	ROSELIEB Karsten	GER	3.372			222		222	950		333		1540	696		310		1610
33.	EBERT Marcus	AUT	3.327					0	708		320		1234	950		358	0	2093
34.	NILSSON Johann	SWE	3.254					0			430		516	967	642	102		2738
35.	MÜLLER Dominik	GER	3.081	858	558	380		1796	903		168		1285					0
36.	JONNER Marek	CZE	2.920	718		340		1058	1				1	813		350		1861
37.	HAURI Marvin	SUI	2.897					0	596				715	746	471	147		2182
38.	BIEDERMANN Magnus	LIE	2.749	496		160		656			260		312	833		280		1781
39.	PUOLAKKAINEN Juuso	FIN	2.701					0					0	608	625	367	88	2701
40.	NADASKY Pavel	CZE	2.650	718		220		938	733		115		1018			305	129	694

Calculation of the World-Ranking-List for Junior-Boys

1st December 2006

Rank	Name	Nation	Total	2004					2005					2006				
				YWC	YNC	National	Comp.	Total 2004	YEC	YNC	National	Comp.	Total 2005	YWC	YNC	National	Comp.	Total 2006
41.	ARZUFFI Boris	ITA	2.627	446		320		766			193		232	658		360		1629
42.	FAZEKAS Adam	HUN	2.598	246	1	12		259	621				745	696		300	0	1594
43.	SILLMAN Aki	FIN	2.567			111		111	708				850	546	425	33		1606
44.	SCHOLZ Lucas	GER	2.548					0			342		410	943		393		2138
45.	SCHELLING Andreas	SUI	2.453					0					0	783	446	29	275	2453
46.	SKJOLDAN Benjamin	DEN	2.355					0	358		43		481	758	383	30		1874
47.	ITÄLÄ Teemu	FIN	2.329	728		400		1128	571		163		881			200		320
48.	KNAPP Martin	AUT	2.268	648	492	170		1310	321				385			358		573
49.	GERHARDT Felix	GER	2.137			263		263			168		202	783		262		1672
50.	KAPKE Dennis	GER	2.105			272		272	773		308		1297			335		536
51.	THOMSEN Tilo	GER	1.999					0			148		178	853		285		1821
52.	SCHENK Daniel	SUI	1.930					0			87		104	758	383			1826
53.	KNOTZER Stefan	AUT	1.897					0	521		360		1057		525		0	840
54.	MLCOCH Ondrej	CZE	1.859					0			78		94	733		370		1765
55.	STANCIK Michal	CZE	1.843			33		33					0	771		360		1810
56.	OBERTAXER Thomas	AUT	1.832					0					0	721		367	57	1832
57.	SVENSSON Danilo	SWE	1.817					0			270		324	933				1493
58.	GEISER Adrian	SUI	1.761					0			209		251		358	411	175	1510
59.	SANTOS Ivo	POR	1.726	58				58	646	455	47		1378			181		290
60.	KRISTAMENT Lukas	AUT	1.718	648	483			1131					0			196	171	587
61.	BIEDERMANN Nicolas	LIE	1.655	358		43		401			243		292	571		30		962
62.	KÄSER Philipp	SUI	1.641			62		62	346		108		545	646				1034
63.	TRENKWALDER Lothar	ITA	1.602	508				508	708		204		1094					0
64.	CIESIELSKI Mariusz	POL	1.566	433		10		443	646		290		1123				0	0
65.	MORANDI Francesco	ITA	1.563					0					0	803		174		1563
66.	INDERMITTE Alain	SUI	1.540	608	296			904	321	209			636					0
67.	DELLASEGA Luca	ITA	1.508			180		180			149		179	658		60		1149
68.	BONINSEGNA Mario	ITA	1.437			320		320			116		139	508		103		978
69.	CAMPOS Andre	POR	1.376	8		24		32	271	217	205		832			320		512
70.	KALNIK Jakub	SVK	1.354					0			300		360	621			0	994
71.	MOREL Flavien	SUI	1.337					0			70		84	783				1253
72.	ZHABIN Viktor	RUS	1.293					0			100		120	733				1173
73.	BAKKER Wesley	NED	1.291			50		50			70		84	533		190		1157
74.	EDER Patrick	ITA	1.285					0			160		192	683				1093
75.	FANTAL Jakub	CZE	1.280			170		170			180		216			330	229	894
76.	GONCALO Nuno	POR	1.250	83		280	0	363	221	342	176		887					0
77.	DANGL Mario	AUT	1.198					0			117	390	608			283	86	590
78.	SCHWIND Sebastian Philipp	GER	1.163			213		213		417	175		710				150	240
79.	SCHWEER Dennis	GER	1.125					0			148		178		592			947
80.	SOUCEK Pavel	CZE	1.070			83		83			40		48			330	257	939

Calculation of the World-Ranking-List for Junior-Boys

1st December 2006

Rank	Name	Nation	Total	2004					2005					2006				
				YWC	YNC	National	Comp.	Total 2004	YEC	YNC	National	Comp.	Total 2005	YWC	YNC	National	Comp.	Total 2006
81.	MAURER Stefan	AUT	1.056	648				648			340		408					0
82.	GAMPER Martin	ITA	1.052	33				33			238		286	458				733
83.	ITO Satoshi	JAP	1.040				400	400				0	0			400		640
84.	FOLKERTSMA Sven	NED	1.013					0					0	633				1013
85.	MÜLLER Gregor	AUT	979					0		400		480			283	29		499
86.	KRÄMER Maximilian	GER	976					0				0		310	300			976
87.	SCHWIND Sebastian	GER	942			222		222		600		720						0
88.	DVORAK Daniel	CZE	887			37		37	708			850				0		0
89.	VALOIS Clement	FRA	876			220		220			200	0	240		260			416
90.	BRUNNER Simon	ITA	853					0					0	533				853
91.	MATHYS Milos	SUI	841	458	383			841					0					0
92.	CERVINCA Marc	AUT	833					0		278		334			183	129		499
93.	RECKA Michal	CZE	821	571		250		821				0						0
94.	PEDROTTI David	ITA	793					0	558		103		793					0
95.	PINTO Tiago	POR	791	1				1	208	142			420		231			370
96.	JÖNSSON Patrik	SWE	782			338		338			370		444					0
97.	REMEC Jan	SLO	776	1		147		148			203	0	244		240	0		384
98.	MANGHETTI Maurizio	ITA	773	433		340		773					0					0
99.	ZÖSCHG Martin	ITA	765	346		120		466			249		299					0
100.	BERNARD Daniel	ITA	764					0	571		66		764					0
101.	KROF Daniel	AUT	751					0			303		364		242			387
102.	EBERLE Elias	AUT	738					0			303		364	1	233			374
103.	SCHEDIN Rasmus	SWE	731					0			280		336		247			395
104.	KAZIMIR Oliver	SVK	701					0			291		349		220			352
105.	HUBER Ronny	SUI	685					0			109		131		246		100	554
106.	SCHNEIDER Alexander	GER	679					0			217		260		262			419
107.	MEJAVSEK Azbe	SLO	677	233		180		413			220	0	264					0
108.	KOZLOV Victor	RUS	674					0					0	321	100			674
109.	HEINE Sebastian	GER	629					0					0		393			629
110.	LEMKE Rene	GER	621					0		168		202			262			419
111.	EFFERSOE Rasmus	DEN	614					0					0	1	383			614
112.	ZIMMERMANN Benny	GER	605			162		162					0		277			443
113.	SALZMANN Thomas	AUT	600					0					0		375			600
114.	THEWIS Michael	BEL	583			260		260			160		192		82			131
115.	LAKITS Markus	AUT	581					0			340		408		108			173
116.	ZANDVOORT v. Dennis	NED	556	296		260		556					0					0
117.	JOST Sascha	SUI	551	258	208			466	71				85					0
118.	BLEUER Michael	SUI	539			107		107			309		371		38			61
119.	LÖSCHMANN Dennis	GER	536					0					0		335			536
	RAMCKE Tobias	GER	536					0					0		335			536

Calculation of the World-Ranking-List for Junior-Boys

1st December 2006

Rank	Name	Nation	Total	2004					2005					2006					
				YWC	YNC	National	Comp.	Total 2004	YEC	YNC	National	Comp.	Total 2005	YWC	YNC	National	Comp.	Total 2006	
161.	VAAHTIO Tero	FIN	226					0			188			226					0
162.	EICHSTELLER Fabian	GER	221		221			221						0					0
163.	MOSER Stefan	ITA	218					0			182			218					0
164.	BULLIN Rocky	GBR	216					0			180			216					0
165.	RASMUSSEN Jonas	DEN	213					0						0	133				213
166.	LINDBLAD Marcus	SWE	212					0			134			161		32			51
167.	DOLEZEL Jan	CZE	208			208		208						0					0
	ERIKSSON Hampus	SWE	208					0			91			109		62			99
	MACHALEK Dalibor	CZE	208			53		53						0		97			155
170.	BUBLITZ Wolf	GER	202			202		202						0					0
171.	ECKERT Manuel	GER	200					0						0			125		200
	SMITH Robert	GBR	200			200		200						0					0
173.	HASSI Meziane	FRA	198			198		198						0					0
174.	FEIWICKL Markus	AUT	194					0						0		121			194
175.	DICKMANN Bill	SWE	179					0			149			179					0
	ROSWALL Anders	SWE	179			179		179						0					0
177.	SÄGESSER Dominic	SUI	169					0	121		20			169					0
178.	PUTTIPUNPALIT Thanapon	THA	162					0						0		100	1		162
179.	LEVIS Lorenzo	ITA	161					0			16			19		89			142
180.	DURIAUX Johan	SUI	160					0						0			100		160
181.	FAUVET Laurent	FRA	155					0			129			155					0
	PETRU Martin	CZE	155					0						0		97			155
183.	BERGLUND Daniel	SWE	144					0			120			144					0
	MATTSON Daniel	SWE	144					0			120			144					0
185.	MJARTAN Michal	SVK	133					0						0	83				133
	VALENTIN Patrick	DEN	133					0						0		83			133
187.	PRESTINARI Emanuele	ITA	124					0			103			124					0
188.	BADIU Liviut	ROM	120					0			100	0		120					0
189.	SPRING Marc	SUI	118					0			98			118					0
190.	FORSS Marcus	SWE	83					0						0		52			83
	ZEMANEK Petr	CZE	83			83		83						0					0
192.	KUCERA Lukas	CZE	75					0						0		47			75
193.	BALEK Vid	SLO	64					0			53			64					0
	THIELE Ken	SUI	64					0			53			64					0
195.	BOUGHARI Kamel	FRA	61					0						0		38			61
196.	TRNKAL Tomas	CZE	53			53		53						0					0
197.	ÖBERG Tomas	SWE	51					0						0		32			51
198.	KARLSSON Jesper	SWE	46			46		46						0					0
199.	CAPPE Kevin	BEL	43					0						0		27			43
200.	PFEFFER Sebastian	GER	40					0						0				25	40



WMF is a
member of:



Board of Honour



Board of Honour

World-Ranking-List for Junior-Girls

Year	Ranked Players	1st			2nd			3rd		
2001 / 2	57	SCHRIMMEL Alexandra	AUT	4.689	MACHACKOVA Sarka	CZE	4.240	NORDIN Sandra	SWE	4.138
2002 / 1	32	MACHACKOVA Sarka	CZE	4.240	NORDIN Sandra	SWE	4.138	TIETZOVA Katerina	CZE	3.870
2002 / 2	57	NORDIN Sandra	SWE	4.755	BLENDERMANN Stefanie	GER	4.560	MACHACKOVA Sarka	CZE	3.748
2003 / 1	49	NORDIN Sandra	SWE	4.755	MACHACKOVA Sarka	CZE	3.748	BRANDNER Heidi	AUT	3.641
2003 / 2	61	NORDIN Sandra	SWE	5.168	DALLINGER Stephanie	AUT	5.049	BRANDNER Heidi	AUT	4.935
2004 / 1	49	DALLINGER Stephanie	AUT	5.049	BRANDNER Heidi	AUT	4.935	ERLANDSSON Jenny	SWE	3.922
2004 / 2	63	DALLINGER Stephanie	AUT	5.529	HACKL Andrea	AUT	4.647	BRANDNER Heidi	AUT	4.397
2005 / 1	43	DALLINGER Stephanie	AUT	3.533	HACKL Andrea	AUT	3.173	BRANDNER Heidi	AUT	2.616
2005 / 2	63	DALLINGER Stephanie	AUT	5.984	HACKL Andrea	AUT	5.888	CERNICEK Birgit	AUT	5.241
2006 / 1	46	CERNICEK Birgit	AUT	3.925	DALLINGER Stephanie	AUT	3.318	HACKL Andrea	AUT	3.317
2006 / 2	57	HACKL Andrea	AUT	6.475	KARLSSON Karoline	SWE	5.896	CERNICEK Birgit	AUT	5.538

Board of Honour

World-Ranking-List for Junior-Boys

Year	Ranked Players	1st		2nd		3rd	
2001 / 2	154	MEYER Ernst Jan	NED 4.521	WINKLER Martin	AUT 4.507	TROCK Michael	GER 4.504
2002 / 1	81	MEYER Ernst Jan	NED 4.521	TIEKSTRA Erik	NED 4.348	ANDERSSON Jesper	SWE 3.839
2002 / 2	166	ANDERSSON Jesper	SWE 6.562	MEYER Ernst Jan	NED 5.392	NEPRAS Jiri	CZE 5.354
2003 / 1	132	ANDERSSON Jesper	SWE 6.562	TIEKSTRA Erik	NED 4.727	KARLSSON Jimmy	SWE 4.665
2003 / 2	186	ANDERSSON Jesper	SWE 8.279	MOLNAR Karel	CZE 7.020	JOHANSSON Marcus	SWE 6.309
2004 / 1	135	MOLNAR Karel	CZE 7.020	JOHANSSON Marcus	SWE 6.309	GRUNTORAD Jakub	CZE 5.869
2004 / 2	191	MOLNAR Karel	CZE 8.124	JOHANSSON Marcus	SWE 7.875	EISENSCHMIDT Peter	SWE 6.759
2005 / 1	146	MOLNAR Karel	CZE 5.041	EISENSCHMIDT Peter	SWE 4.271	ITÄLÄ Pekka	FIN 3.938
2005 / 2	207	MOLNAR Karel	CZE 9.105	EISENSCHMIDT Peter	SWE 7.839	KLOSEK Daniel	GER 7.197
2006 / 1	169	MOLNAR Karel	CZE 5.493	EISENSCHMIDT Peter	SWE 4.689	ITÄLÄ Pekka	FIN 4.210
2006 / 2	218	MOLNAR Karel	CZE 9.224	EISENSCHMIDT Peter	SWE 8.539	BROWN Lars	SWE 7.281



WMF is a
member of:



Board of Honour

Youth-World-Ranking-List - Nations-Ranking

Year	Ranked Nations	1st		2nd		3rd	
2001 / 2	13	Czech Republic	CZE	Sweden	SWE	Netherlands	NED
2002 / 2	18	Sweden	SWE	Germany	GER	Czech Republic	CZE
2003 / 2	20	Sweden	SWE	Germany	GER	Austria	AUT
2004 / 2	22	Germany	GER	Austria	AUT	Sweden	SWE
2005 / 2	23	Austria	AUT	Sweden	SWE	Germany	GER
2006 / 2	25	Austria	AUT	Sweden	SWE	Czech Republic	CZE