



YEC 2015 Ostrava

Updated: 2015-08-08 08:40

Get new pages automatically

TOURNAMENT DIRECTOR: Martin Tománek (YC WMF)
TOURNAMENT OFFICE: Lumír Hanzelka (KDG 2000 Ostrava)

JURY:

Martin Tománek (YC WMF)
Philipp Lewin (YC WMF)
Urs Schmid (YC WMF)

REFEREES

Dieter Helmke (YC WMF)
Peter Helm (Austria)
Christian SOMNITZ (Germany)

Verbal admonitions

Round 2, Lane 11, 240 Benedikt Schwickert, Germany (chain calls)
Round 2, Lane 17, 257 Ondřej Škaloud, Czech Republic (misbehaviour)
Round 2, Lane 17, 209 Maxim Zotov, Russia (time)
Round 3, Lane 14, 101 Alena Doleželová, Czech Republic (time)
Round 4, Lane 1, 217 Jarno Bottenberg, The Netherlands (misbehaviour)
Round 5, Lane 14, 236 Thomas Sieber, Germany (misbehaviour)
Round 5, Lane 9, 237 Tobias Richter, Germany (time)
Round 5, Lane 12, 253 Fabio Lima, Portugal (rules)
Round 6, Lane 6, 202 Denis Pakanec, Slovakia (rules)
Round 7, Lane 11, 247 Julian Weibold, Austria (misbehaviour)
Round 7, Lane 13, 235 Christian Zielaff, Germany (time)
Round 9, Lane 14, 118 Lisa Marie Zitz, Austria (time)
Round 10, Lane 5, 260 Zbyňk Exner, Czech Republic (time)
Round 10, Lane 13, 222 Lars Anderegg, Switzerland (time)
Round 11, Lane 12, 208 Georgy Lazarev, Russia (time)

First admonitions

Round 4, Lane 17, 240 Benedikt Schwickert, Germany (chain calls)
Round 8, Lane 18, Marius Benkert (coach), Germany (rules)
Round 10, Lane 3, 209 Maxim Zotov, Russia (time)
Round 12, Lane 12, 257 Ondřej Škaloud, Czech Republic (time)

Booking + 2 penalty points

Round 2, Lane 16, 259 Dominik Bertels, Czech Republic (rules)

MATCHPLAY RESULTS: www.kdg2000ostrava.net/YEC-KO/result.htm

Result

[Junior women](#) | [Junior men](#) | [Teams - Boys teams](#) | [Teams - Girls teams](#) | [Penalties](#) | [Straight list](#) | [Lane statistics](#)
| [Teams statistics](#) | [Most aces in a row](#)

































Junior women

Rank	Name	Country	R1	R2	R3	R4	R5	R6	R7	R8	R9	R10	R11	R12	Average	Diff	Tot
	1 Alena Dolezelova	 CZE	23	21	20	23	20	20	20	20	21	21	20	24	21,1	4	253
	2 Maike Haupt	 GER	21	20	22	23	23	22	22	20	19	20	21	20	21,1	4	253
	3 Sarah Schumacher	 GER	22	23	23	21	19	20	19	22	18	20	24	23	21,2	6	254
	4 Jasmin Hansson	 SWE	19	20	21	20	22	20	21	22	28	23	22	23	21,8	9	261
	5 Laura Heckel	 GER	22	20	22	24	21	25	19	21	21	24	23	20	21,8	6	262
	6 Martina Danner	 AUT	23	19	23	23	23	23	21	21	24	20	21	22	21,9	5	263
	7 Michaela Zwirlein	 GER	24	24	22	18	22	22	24	23	19	23	22	21	22,0	6	264
	8 Elisabeth Brandt	 SWE	22	19	21	22	20	21	26	21	21	25	23	23	22,0	7	264
	9 Jennifer Göransson	 SWE	21	19	26	23	22	24	19	20	23	21	27	22	22,3	8	267
Cut - 9 players + players with same result continues after round 10																	
	10 Yulia Korytina	 RUS	24	22	23	22	23	22	22	21	23	22			22,4	3	224
	11 Lisa Marie Zitz	 AUT	21	23	23	22	23	21	25	23	22	23			22,6	4	226
	12 Laura Fogh	 DEN	24	23	21	22	23	19	23	24	22	25			22,6	6	226
	13 Maria Zhidkova	 RUS	21	23	22	26	20	22	23	24	23	24			22,8	6	228
	14 Daria Chikina	 RUS	21	22	22	26	23	23	28	24	20	22			23,1	8	231
	15 Felicia Vikström	 SWE	22	23	25	19	24	24	23	27	25	19			23,1	8	231
	16 Sabrina Newland	 AUT	22	22	21	24	23	24	24	23	27	24			23,4	6	234
	17 Anna-Maria Krinninger	 AUT	23	21	28	23	24	24	26	22	27	28			24,6	7	246
	18 Dominika Kralikova	 SVK	41	29	35	28	34	27	28	43	40	33			33,8	16	338

[Junior women](#) |
 [Junior men](#) |
 [Teams - Boys teams](#) |
 [Teams - Girls teams](#) |
 [Penalties](#) |
 [Straight list](#) |
 [Lane statistics](#) |
 [Teams statistics](#) |
 [Most aces in a row](#)

Junior men








Rank	Name	Country	R1	R2	R3	R4	R5	R6	R7	R8	R9	R10	R11	R12	Average	Diff	Tot
	1 Ondrej Skaloud	 CZE	20	21	22	19	20	19	19	18	20	21	20	21	20,0	4	240
	2 Manuel Szablikowski	 GER	21	21	20	21	18	18	23	21	19	19	18	21	20,0	5	240
	3 Jan Anderegg	 SUI	20	20	18	20	21	21	22	19	21	19	19	21	20,1	4	241
	4 Lars Anderegg	 SUI	19	21	19	20	20	22	21	19	20	21	20	19	20,1	3	241
	5 Elias Zachariassen	 SWE	19	18	20	19	22	21	20	19	20	21	22	21	20,2	4	242
	6 Zbynek Exner	 CZE	21	20	23	19	20	20	22	19	18	21	20	19	20,2	5	242
	7 Thomas Sieber	 GER	21	18	19	20	20	21	20	20	23	20	21	22	20,4	5	245
	8 Boris Svoboda	 CZE	20	21	21	19	20	21	21	20	18	20	25	19	20,4	7	245
	9 Michael Cizmar	 CZE	21	20	23	20	20	21	21	20	18	22	22	20	20,7	5	248
	10 Georgy Lazarev	 RUS	20	22	20	21	19	24	20	22	20	21	20	21	20,8	5	250
	11 Marcel Waleska	 GER	22	21	24	19	20	19	20	21	19	21	20	24	20,8	5	250
	12 Christian Zielaff	 GER	21	21	26	23	19	18	22	20	19	20	21	22	21,0	8	252
	13 Julian Weibold	 AUT	22	22	20	20	22	20	21	21	21	22	20	22	21,1	2	253
	14 Fabian Spies	 AUT	20	22	19	21	19	20	22	26	21	20	22	22	21,2	7	254
	15 Jan Kadlec	 CZE	21	22	21	21	21	22	21	22	19	20	25	20	21,3	6	255
Cut - 15 players + players with same result continues after round 10																	
	16 Christoph Fischer	 GER	23	20	22	20	20	22	20	23	21	21			21,2	3	212
	17 Benedikt Schwickert	 GER	21	22	21	22	23	21	20	21	22	19			21,2	4	212
	18 Stefan Lochmahr	 AUT	22	20	23	21	22	19	19	22	23	21			21,2	4	212
	19 Mathias Machatschek	 AUT	24	20	21	22	20	23	19	21	19	23			21,2	5	212
	20 Tommy Fröjd	 SWE	21	21	21	24	21	22	19	20	23	21			21,3	5	213
	21 Maxim Zotov	 RUS	22	24	19	19	20	22	19	24	19	25			21,3	6	213
	22 Matej Novak	 CZE	21	19	20	21	21	26	22	20	22	21			21,3	7	213
	23 Benjamin Kreutner	 AUT	21	22	24	21	22	18	25	20	20	20			21,3	7	213
	24 James Lindström	 SWE	21	21	21	19	20	27	24	20	20	20			21,3	8	213
	25 Thomas Lottermoser	 AUT	22	20	25	23	20	22	20	22	19	22			21,5	6	215
	26 Filip Springfeldt	 SWE	22	19	24	22	19	22	22	24	21	23			21,8	5	218
	27 Eric Bohlin	 SWE	26	24	18	22	20	19	23	22	19	25			21,8	8	218
	28 Igor Pantelimonov	 RUS	22	22	24	23	22	22	21	20	22	21			21,9	4	219
	29 Jarno Bottenberg	 NED	21	19	25	24	21	22	20	23	20	24			21,9	6	219
	30 Timur Ramazanov	 RUS	19	24	20	23	22	25	22	23	20	23			22,1	6	221
	31 Yuri Bottenberg	 NED	21	25	21	21	21	23	23	19	25	23			22,2	6	222
	32 Andreas Ekängen	 SWE	22	23	24	20	23	18	23	23	23	24			22,3	6	223
	33 Per Pucher	 AUT	21	22	24	26	27	20	22	19	21	22			22,4	8	224
	34 Patrick Gois	 SUI	22	22	28	21	27	19	21	24	21	19			22,4	9	224
	35 Tobias Richter	 GER	21	21	24	22	19	26	24	24	26	21			22,8	7	228
	36 Dominik Bertels	 CZE	27	21	26	25	22	23	26	23	18	19			23,0	9	230
	37 Remo Zysset	 SUI	26	20	27	21	21	28	20	23	22	23			23,1	8	231
	38 Markus Ljungblad	 SWE	22	23	27	22	23	25	22	23	25	20			23,2	7	232
	39 Alexander Philipona	 SUI	22	22	20	20	21	23	23	28	24	30			23,3	10	233
	40 Pedro Cruz	 POR	23	22	25	23	21	21	27	27	21	24			23,4	6	234
	41 Rick Beijnen	 NED	24	26	23	26	27	22	24	19	22	21			23,4	8	234
	42 Fabio Lima	 POR	28	24	21	23	27	22	24	23	23	20			23,5	8	235
	43 Angelo Friedli	 SUI	28	26	24	20	20	27	23	24	20	23			23,5	8	235
	44 Jaroslav Murin	 SVK	26	21	22	21	21	24	25	27	24	27			23,8	6	238
	45 Fabian Zuberbühler	 SUI	27	23	21	25	26	22	23	22	25	25			23,9	6	239









	46 Bernardo Silva	 POR	26	23	23	26	28	23	24	23	23	21	24,0	7	240
	47 Carlos Teixeira	 POR	25	23	25	27	23	22	25	26	24	22	24,2	5	242
	48 Carlos Magalhaes	 POR	25	24	24	21	26	23	28	25	28	25	24,9	7	249
	49 Tim Danielsen	 DEN	23	22	26	24	24	27	21	30	29	23	24,9	9	249
	50 Emils Simanskis	 LAT	27	28	22	25	27	21	25	23	29	23	25,0	8	250
	51 Niclas Hansen	 DEN	23	25	24	22	28	24	27	28	29	24	25,4	7	254
	52 Harjan Redegeld	 NED	25	24	28	29	24	23	29	23	27	23	25,5	6	255
	53 Rudolfs Lagzda	 LAT	28	26	23	24	23	23	24	27	28	36	26,2	13	262
	54 Andre Ferreira	 POR	23	31	22	32	29	33	26	25	31	25	27,7	11	277
	55 Jeppe Jensen	 DEN	27	26	26	35	30	23	31	29	25	31	28,3	12	283
	56 Klavs Kalnins	 LAT	31	28	35	31	35	31	24	32	29	31	30,7	11	307
	57 Denis Pakanec	 SVK	24	26	30	35	29	31	26	32	30	44	30,7	20	307
	58 Sandris Murnieks	 LAT	27	32	38	33	34	26	24	34	31	32	31,1	14	311
	59 Albert Hooijsma	 NED	31	34	32	32	37	35	32	31	39	34	33,7	8	337
	60 Jakob Meitilberg	 DEN	36	35	37	37	29	32	37	28	27	42	34,0	15	340
	61 Roy Remie	 NED	26	22	26	22	126	126	22	126	31	26	55,3	104	553









[Junior women](#) |
 [Junior men](#) |
 [Teams - Boys teams](#) |
 [Teams - Girls teams](#) |
 [Penalties](#) |
 [Straight list](#) |
 [Lane statistics](#) |
 [Teams statistics](#) |
 [Most aces in a row](#)


TEAMS









Boys teams









Rank	Team	R1	R2	R3	R4	R5	R6	R7	R8	Avg	Total
1	 Czech Republic	124	125	130	119	122	129	126	119	20,7	994
2	 Germany	129	123	132	125	120	119	125	126	20,8	999
3	 Austria	131	126	132	128	125	122	127	131	21,3	1022
4	 Sweden	131	126	128	126	125	129	131	128	21,3	1024
5	 Switzerland	142	132	129	126	129	143	132	137	22,3	1070
6	 Portugal	150	147	140	152	154	144	154	149	24,8	1190
7	 The Netherlands	148	150	155	154	256	251	150	241	31,4	1505








1  Czech Republic (0 substitutes)		R1	R2	R3	R4	R5	R6	R7	R8	Avg	Total
	Boris Svoboda	20	21	21	19	20	21	21	20	20,4	163
	Michael Cizmar	21	20	23	20	20	21	21	20	20,8	166
	Jan Kadlec	21	22	21	21	21	22	21	22	21,4	171
	Matej Novak	21	19	20	21	21	26	22	20	21,3	170
	Zbynek Exner	21	20	23	19	20	20	22	19	20,5	164
	Ondrej Skaloud	20	21	22	19	20	19	19	18	19,8	158
	Dominik Bertels										
	Penalty points										
		124	125	130	119	122	129	126	119	20,7	994








2  Germany (0 substitutes)		R1	R2	R3	R4	R5	R6	R7	R8	Avg	Total
	Christian Zielaff	21	21	26	23	19	18	22	20	21,3	170
	Benedikt Schwickert	21	22	21	22	23	21	20	21	21,4	171
	Christoph Fischer	23	20	22	20	20	22	20	23	21,3	170
	Manuel Szablikowski	21	21	20	21	18	18	23	21	20,4	163
	Marcel Waleska	22	21	24	19	20	19	20	21	20,8	166
	Thomas Sieber	21	18	19	20	20	21	20	20	19,9	159
	Tobias Richter										
		129	123	132	125	120	119	125	126	20,8	999

3  Austria (1 substitute)		R1	R2	R3	R4	R5	R6	R7	R8	Avg	Total
	Julian Weibold	22	22	20	20	22	20	21	21	21,0	168
	Benjamin Kreutner	21	22	24	21	22	18	6 3 o		21,6	134
	Mathias Machatschek	24	20	21	22	20	23	19	21	21,3	170
	Stefan Lochmahr	22	20	23	21	22	19	19	22	21,0	168
	Thomas Lottermoser	22	20	25	23	20	22	20	22	21,8	174
	Fabian Spies	20	22	19	21	19	20	22	26	21,1	169
	Per Pucher							20 i	19	22,6	39
		131	126	132	128	125	122	127	131	21,3	1022

4  Sweden (0 substitutes)		R1	R2	R3	R4	R5	R6	R7	R8	Avg	Total
	James Lindström	21	21	21	19	20	27	24	20	21,6	173
	Andreas Ekängen	22	23	24	20	23	18	23	23	22,0	176
	Eric Bohlin	26	24	18	22	20	19	23	22	21,8	174
	Filip Springfeldt	22	19	24	22	19	22	22	24	21,8	174
	Tommy Fröjd	21	21	21	24	21	22	19	20	21,1	169
	Elias Zachariassen	19	18	20	19	22	21	20	19	19,8	158
	Markus Ljungblad										
		131	126	128	126	125	129	131	128	21,3	1024

5  Switzerland (1 substitute)		R1	R2	R3	R4	R5	R6	R7	R8	Avg	Total
	Angelo Friedli	28	26	24	20	20	27	23	24	24,0	192
	Fabian Zuberbühler	27	23	21	25	26	22	23		23,6	167
	Remo Zysset	26	20	27	21	21	28	20	23	23,3	186
	Alexander Philipona	22	22	20	20	21	23	23	28	22,4	179
	Lars Anderegg	19	21	19	20	20	22	21	19	20,1	161
	Jan Anderegg	20	20	18	20	21	21	22	19	20,1	161
	Patrick Gois								24	23,0	24
		142	132	129	126	129	143	132	137	22,3	1070





6  Portugal (0 substitutes)		R1	R2	R3	R4	R5	R6	R7	R8	Avg	Total
	Andre Ferreira	23	31	22	32	29	33	26	25	27,6	221
	Pedro Cruz	23	22	25	23	21	21	27	27	23,6	189
	Fabio Lima	28	24	21	23	27	22	24	23	24,0	192
	Carlos Teixeira	25	23	25	27	23	22	25	26	24,5	196
	Bernardo Silva	26	23	23	26	28	23	24	23	24,5	196
	Carlos Magalhaes	25	24	24	21	26	23	28	25	24,5	196
		150	147	140	152	154	144	154	149	24,8	1190






7  The Netherlands (0 substitutes)		R1	R2	R3	R4	R5	R6	R7	R8	Avg	Total
	Rick Beijnen	24	26	23	26	27	22	24	19	23,9	191
	Albert Hooijsma	31	34	32	32	37	35	32	31	33,0	264
	Jarno Bottenberg	21	19	25	24	21	22	20	23	21,9	175
	Roy Remie	26	22	26	22	126	126	22	126	62,0	496
	Harjan Redegeld	25	24	28	29	24	23	29	23	25,6	205
	Youri Bottenberg	21	25	21	21	21	23	23	19	21,8	174
		148	150	155	154	256	251	150	241	31,4	1505

[Junior women](#) |
 [Junior men](#) |
 [Teams - Boys teams](#) |
 [Teams - Girls teams](#) |
 [Penalties](#) |
 [Straight list](#) |
 [Lane statistics](#) |
 [Teams statistics](#) |
 [Most aces in a row](#)

TEAMS

Girls teams

Rank	Team	R1	R2	R3	R4	R5	R6	R7	R8	Avg	Total
1	 Sweden	62	58	68	65	64	65	66	63	21,3	511
2	 Germany	65	63	67	68	63	67	60	63	21,5	516
3	 Austria	67	63	74	68	70	68	72	66	22,8	548
4	 Russia	66	67	67	74	66	67	73	69	22,9	549

1  Sweden (0 substitutes)		R1	R2	R3	R4	R5	R6	R7	R8	Avg	Total
	Jasmin Hansson	19	20	21	20	22	20	21	22	20,6	165
	Jennifer Göransson	21	19	26	23	22	24	19	20	21,8	174
	Elisabeth Brandt	22	19	21	22	20	21	26	21	21,5	172
	Felicia Vikström										
		62	58	68	65	64	65	66	63	21,3	511

2		 Germany (0 substitutes)	R1	R2	R3	R4	R5	R6	R7	R8	Avg	Total
		Sarah Schumacher	22	23	23	21	19	20	19	22	21,1	169
		Laura Heckel	22	20	22	24	21	25	19	21	21,8	174
		Maike Haupt	21	20	22	23	23	22	22	20	21,6	173
		Michaela Zwirlein										
			65	63	67	68	63	67	60	63	21,5	516
3		 Austria (0 substitutes)	R1	R2	R3	R4	R5	R6	R7	R8	Avg	Total
		Anna-Maria Krinninger	23	21	28	23	24	24	26	22	23,9	191
		Lisa Marie Zitz	21	23	23	22	23	21	25	23	22,6	181
		Martina Danner	23	19	23	23	23	23	21	21	22,0	176
		Sabrina Newland										
			67	63	74	68	70	68	72	66	22,8	548
4		 Russia (0 substitutes)	R1	R2	R3	R4	R5	R6	R7	R8	Avg	Total
		Yulia Korytina	24	22	23	22	23	22	22	21	22,4	179
		Maria Zhidkova	21	23	22	26	20	22	23	24	22,6	181
		Daria Chikina	21	22	22	26	23	23	28	24	23,6	189
			66	67	67	74	66	67	73	69	22,9	549

[Junior women](#) |
 [Junior men](#) |
 [Teams - Boys teams](#) |
 [Teams - Girls teams](#) |
 [Penalties](#) |
 [Straight list](#) |
 [Lane statistics](#) |
 [Teams statistics](#) |
 [Most aces in a row](#)

This tournament is administrated by [Bangolf Arena](#) version 2.0.3

YEC MATCHPLAY 05.08.-08.08.2015 Ostrava / CZE

Matchplay Jugend weiblich

1	Sarah Schumacher	5
16	Sabrina Newland	3

Sarah Schumacher	4
Martina Danner	2

8	Martina Danner	4
9	Michaela Zwirlein	1

Sarah Schumacher	0
Elisabeth Brandt	2

5	Elisabeth Brandt	4
12	Laura Fogh	3

Elisabeth Brandt	4
Maria Zhidkova	1

4	Jasmin Hansson	3
13	Maria Zhidkova	6

Elisabeth Brandt	2
Maike Haupt	3

3	Maike Haupt	4
14	Daria Chikina	0

Sarah Schumacher	4
Alena Dolezelova	2

Maike Haupt	4
Jennifer Göransson	1

6	Jennifer Göransson	3
11	Lisa Marie Zitz	2

Maike Haupt	5
Alena Dolezelova	0

7	Laura Heckel	2
10	Yulia Korytina	1

Laura Heckel	1
Alena Dolezelova	3

2	Alena Dolezelova	4
15	Felicia Vikström	3

1.  **Maike Haupt**
2.  **Elisabeth Brandt**
3.  **Sarah Schumacher**
4.  Alena Dolezelova
5.  Jennifer Göransson
6.  Laura Heckel
7.  Martina Danner
8.  Maria Zhidkova
9.  Jasmin Hansson
10.  Michaela Zwirlein
11.  Yulia Korytina
12.  Lisa Marie Zitz
13.  Laura Fogh
14.  Daria Chikina
15.  Felicia Vikström
16.  Sabrina Newland

YEC MATCHPLAY 05.08.-08.08.2015 Ostrava / CZE

Matchplay Jugend männlich

1	Elias Zachariassen	5
32	Andreas Ekängen	0
16	Christoph Fischer	1
17	Benedikt Schwickert	2
9	Michael Cizmar	1
24	James Lindström	3
8	Zbynek Exner	1
25	Thomas Lottermoser	0
5	Manuel Szablikowski	2
28	Igor Pantelimonov	1
12	Christian Zielaff	3
21	Maxim Zotov	2
13	Jan Kadlec	4
20	Tommy Fröjd	3
4	Jan Anderegg	3
29	Jarno Bottenberg	2
3	Boris Svoboda	5
30	Timur Ramazanov	1
14	Fabian Spies	5
19	Mathias Machatschek	1
11	Georgy Lazarev	1
22	Matej Novak	5
6	Lars Anderegg	5
27	Eric Bohlin	2
7	Thomas Sieber	2
26	Filip Springfeldt	1
10	Marcel Waleska	2
23	Benjamin Kreutner	1
15	Julian Weibold	3
18	Stefan Lochmahr	2
2	Ondrej Skaloud	5
31	Youri Bottenberg	4

Elias Zachariassen	0
Benedikt Schwickert	3

Benedikt Schwickert	2
Zbynek Exner	0

James Lindström	1
Zbynek Exner	3

Benedikt Schwickert	2
Manuel Szablikowski	0

Manuel Szablikowski	2
Christian Zielaff	1

Manuel Szablikowski	3
Jan Kadlec	1

Jan Kadlec	5
Jan Anderegg	3

Benedikt Schwickert	2
Fabian Spies	0

Boris Svoboda	1
Fabian Spies	4

Manuel Szablikowski	3
Thomas Sieber	1

Fabian Spies	2
Matej Novak	0

Matej Novak	3
Lars Anderegg	2

Fabian Spies	2
Thomas Sieber	2

Thomas Sieber	3
Marcel Waleska	0

Thomas Sieber	4
Ondrej Skaloud	0

Julian Weibold	1
Ondrej Skaloud	2

1.  **Benedikt Schwickert**
2.  **Fabian Spies**
3.  **Manuel Szablikowski**
4.  Thomas Sieber
5.  Ondrej Skaloud
6.  Zbynek Exner
7.  Jan Kadlec
8.  Matej Novak
9.  Elias Zachariassen
10.  Boris Svoboda
11.  Jan Anderegg
12.  Lars Anderegg
13.  Marcel Waleska
14.  Christian Zielaff
15.  Julian Weibold
16.  James Lindström
17.  Michael Cizmar
18.  Georgy Lazarev
19.  Christoph Fischer
20.  Stefan Lochmahr
21.  Mathias Machatschek
22.  Tommy Fröjd
23.  Maxim Zotov
24.  Benjamin Kreutner
25.  Thomas Lottermoser
26.  Filip Springfeldt
27.  Eric Bohlin
28.  Igor Pantelimonov
29.  Jarno Bottenberg
30.  Timur Ramazanov
31.  Youri Bottenberg
32.  Andreas Ekängen